


General Information about company		
1	Scrip Code	533122
2	NSE Symbol	RTNPOWER
3	MSEI Symbol	N.A
4	ISIN	INE399K01017
5	Name of the Company	RattanIndia Power Limited
6	Whether company is SME	No
7	Class of security	Equity shares/Preferential shares/Differential Voting Right
8	Type of report	Pre-listing/Quarterly/Capital Restructuring
9	Date of allotment/Extinguishment (in case of capital structuring selected)/Listing date	N.A
10	Share Holding Pattern Filed under:	Reg. 31(1)(a)/Reg.31(1)(b)/Reg.31(1)(e)
11	a. if under 31(1)(b) then indicate the report for quarter ending	30-09-2023 (Quarterly)
12	b. if under 31(1)(c) then indicate date of allotment/ extinguishment	N.A
13	Whether listed entity is Public Sector Undertaking	No



CAN

Sr. No	Particulars	YES/No	Promoter and promoter Group	Public Shareholding	Non - Promoter Non Public
1	Whether the Listed Entity has issued any partly paid up shares	No	No	No	No
2	Whether the Listed Entity has issued any Convertible Securities ?	Yes	No	Yes	No
3	Whether the Listed Entity has issued any Warrants?	No	No	No	No
4	Whether the Listed Entity has any shares against which depository receipts are issued?	No	No	No	No
5	Whether the Listed Entity has any shares in locked-in?	Yes	Yes	No	No
6	Whether any shares held by promoters are pledge or otherwise encumbered?	Yes	Yes		
7	Whether company has equity shares with differential voting rights ?	No	No	No	No
8	Whether company has significant beneficial owner?	Yes	Yes	No	No




Table I - Summary Statement holding of specified securities

Category	Category of Shareholder	No of Shareholders	No of fully paid up equity shares held	No of Partly paid-up equity shares held	No of Shares Underlying Depository Receipts	Total No of Shares Held (VII) = (IV)+(V)+(VI)	Shareholding as a % of total no of shares (As a % of (A+B+C3))	Number of Voting Rights held in each class of securities			No of Shares Underlying Outstanding & convertible securities	Shareholding as a % assuming full conversion of convertible Securities (as a % of (A+B+C3))	Number of Locked in Shares		Number of Shares pledged or otherwise encumbered		Number of equity shares held in dematerialized form	Sub-categorization of shares			
								Class X	Class Y	Total			No.	As a % of total Shares	No.	As a % of total Shares		Shareholding (no of shares) under			
																		Sub-category (i)	Sub-category (ii)	Sub-category (iii)	
(i)	(ii)	(iii)	(iv)	(v)	(vi)	(vii)	(viii)	(ix)			(x)	(xi)	(xii)	(xiii)	(xiv)						
(A)	Promoter & Promoter Group	2	2366103603	0	0	2366103603	44.06	2366103603	0	2366103603	44.06	0	430324169	18.19	2097598310	88.65	2366103603				
(B)	Public	795418	3004002257	0	0	3004002257	55.94	3004002257	0	3004002257	55.94	376920000	58.83	0	0.00	NA	NA	3003986657			
(C)	Non Promoter-Non Public																				
(C1)	Shares underlying DRs	0	0	0	0	0	0.00	0	0	0	0.00	0	0.00	NA	NA	NA	0				
(C2)	Shares held by Employees Trusts	0	0	0	0	0	0.00	0	0	0	0.00	0	0.00	NA	NA	NA	0				
	<b>Total:</b>	<b>795420</b>	<b>5370105860</b>	<b>0</b>	<b>0</b>	<b>5370105860</b>	<b>100.00</b>	<b>5370105860</b>	<b>0</b>	<b>5370105860</b>	<b>100.00</b>	<b>376920000</b>	<b>100.00</b>	<b>430324169</b>	<b>8.01</b>	<b>2097598310</b>	<b>88.65</b>	<b>5370090260</b>			




Table II - Statement showing shareholding pattern of the Promoter and Promoter Group

Category	Category & Name of the Shareholder	PAN	No of Shareholders	No of fully paid up equity shares held	No of Partly paid-up equity shares held	No of Shares Underlying Depository Receipts	Total No of Shares Held (IV+V+VI)	Shareholding as a % of total no of shares (calculated as per SCRR, 1957 (VIII) As a % of (A+B+C2)	Number of Voting Rights held in each class of securities			No of Shares Underlying convertible securities (Including Warrants)	Shareholding as a % assuming full conversion of convertible Securities (as a percentage of diluted share capital) (VII)+(X) As a % of (A+B+C2)	Number of Locked in Shares		Number of Shares pledged or otherwise encumbered		Number of equity shares held in dematerialized form *	
									Class X	Class Y	Total			No.	As a % of total Shares	No.	As a % of total Shares held		
																			No of Voting Rights
(I)	(II)	(III)	(IV)	(V)	(VI)	(VII)	(VIII)	(IX)	(X)	(XI)	(XII)	(XIII)	(XIV)						
(1)	Indian																		
(a)	Individuals/Hindu undivided Family		0	0	0	0	0	0.00	0	0	0	0.00	0	0.00	0	0.00	0	0.00	0
	RAJIV RATTAN	AESPR3957D	0	0	0	0	0	0.00	0	0	0	0.00	0	0.00	0	0.00	0	0.00	0
(b)	Central Government/State Government(s)		0	0	0	0	0	0.00	0	0	0	0.00	0	0.00	0	0.00	0	0.00	0
(c)	Financial Institutions/Banks		0	0	0	0	0	0.00	0	0	0	0.00	0	0.00	0	0.00	0	0.00	0
(d)	Any Other		2	2366103603	0	0	2366103603	44.06	2366103603	0	2366103603	44.06	41.17	430324169	18.19	2097598310	88.65	2366103603	
	RATTANINDIA ENTERPRISES LIMITED	AACCI4485N	1	1063960011	0	0	1063960011	19.81	1063960011	0	1063960011	19.81	0	0.00	795454718	74.76	1063960011		
	RR INFREALANDS PRIVATE LIMITED	AAGCR2534K	1	1302143592	0	0	1302143592	24.25	1302143592	0	1302143592	24.25	0	0.00	1302143592	100.00	1302143592		
	JARUL INFRASTRUCTURE PVT LTD	AACCH4483D	0	0	0	0	0	0.00	0	0	0	0.00	0	0.00	0	0.00	0	0.00	
	HELIOTROPE REAL ESTATE PVT LTD	AACCH5106R	0	0	0	0	0	0.00	0	0	0	0.00	0	0.00	0	0.00	0	0.00	
	Sub-Total (A)(1)		2	2366103603	0	0	2366103603	44.06	2366103603	0	2366103603	44.06	41.17	430324169	18.19	2097598310	88.65	2366103603	
(2)	Foreign																		
(a)	Individuals (Non-Resident Individuals/Foreign Individuals)		0	0	0	0	0	0.00	0	0	0	0.00	0	0.00	0	0.00	0	0.00	0
(b)	Government		0	0	0	0	0	0.00	0	0	0	0.00	0	0.00	0	0.00	0	0.00	0
(c)	Institutions		0	0	0	0	0	0.00	0	0	0	0.00	0	0.00	0	0.00	0	0.00	0
(d)	Foreign Portfolio Investor		0	0	0	0	0	0.00	0	0	0	0.00	0	0.00	0	0.00	0	0.00	0
(e)	Any Other		0	0	0	0	0	0.00	0	0	0	0.00	0	0.00	0	0.00	0	0.00	0
	Sub-Total (A)(2)		0	0	0	0	0	0.00	0	0	0	0.00	0	0.00	0	0.00	0	0.00	0
	Total Shareholding of Promoter and Promoter Group (A)=(A)(1)+(A)(2)		2	2366103603	0	0	2366103603	44.06	2366103603	0	2366103603	44.06	41.17	430324169	18.19	2097598310	88.65	2366103603	





Table III - Statement showing shareholding pattern of the Public shareholder

Category	Category & Name of the Shareholder	PAN	No of Shareholders	No of fully paid up equity shares held	No of Partly paid-up equity shares held	No of Shares Underlying Depository Receipts	Total No of Shares Held (IV+V+VI)	Shareholding as a % of total no of shares (A+B+C2)	Number of Voting Rights held in each class of securities			No of Shares Underlying Outstanding convertible securities (Including Warrants)	Shareholding as a % assuming full conversion of convertible securities (as a percentage of diluted share capital)	Number of Locked in Shares	Number of Shares pledged or otherwise encumbered	Number of equity shares held in dematerialized form	Sub-categorization of shares						
									No of Voting Rights		Total as a % of (A+B+C)						No.	As a % of total Shares	No.	As a % of total Shares held	Shareholding (No. of shares) under		
									Class X	Class Y											Total	Sub category (i)	Sub category (ii)
(I)	(II)	(III)	(IV)	(V)	(VI)	(VII)	(VIII)	(IX)	(X)	(XI)	(XII)	(XIII)	(XIV)	(i)	(ii)	(iii)							
(1)	Institutions (Domestic)																						
(a)	Mutual Funds		1	1993674	0	0	1993674	0.04	1993674	0	1993674	0.04	0	0.03	0	0.00	NA	NA	1993674	0	0	0	
(b)	Venture Capital Funds		0	0	0	0	0	0.00	0	0	0	0.00	0	0.00	0	0.00	NA	NA	0	0	0	0	
(c)	Alternate Investment Funds		0	0	0	0	0	0.00	0	0	0	0.00	0	0.00	0	0.00	NA	NA	0	0	0	0	
(d)	Banks		4	51618326	0	0	51618326	0.96	51618326	0	51618326	0.96	212395395	4.99	0	0.00	NA	NA	51618326	0	0	0	
(e)	Insurance Companies		1	2267224	0	0	2267224	0.04	2267224	0	2267224	0.04	11227592	0.23	0	0.00	NA	NA	2267224	0	0	0	
(f)	Provident Funds/Pension Funds		0	0	0	0	0	0.00	0	0	0	0.00	0	0.00	0	0.00	NA	NA	0	0	0	0	
(g)	Asset Reconstruction Companies		0	0	0	0	0	0.00	0	0	0	0.00	0	0.00	0	0.00	NA	NA	0	0	0	0	
(h)	Sovereign Wealth Funds		0	0	0	0	0	0.00	0	0	0	0.00	0	0.00	0	0.00	NA	NA	0	0	0	0	
(i)	NBFC Registered with RBI		3	3519774	0	0	3519774	0.07	3519774	0	3519774	0.07	0	0.00	0	0.00	NA	NA	3519774	0	0	0	
(j)	Other Financial Institutions		2	327695820	0	0	327695820	6.10	327695820	0	327695820	6.10	153297013	8.37	0	0.00	NA	NA	327695820	0	0	0	
	POWER FINANCE CORPORATION LTD	AAACPL520H	1	235127715	0	0	235127715	4.38	235127715	0	235127715	4.38	109993397	6.01	0	0.00	NA	NA	235127715	0	0	0	
	REC LIMITED	AAACR4512R	1	92568105	0	0	92568105	1.72	92568105	0	92568105	1.72	43303616	2.36	0	0.00	NA	NA	92568105	0	0	0	
(k)	Any Other																						
	Sub Total (B)(1)		11	387094818	0	0	387094818	7.21	387094818	0	387094818	7.21	376920000	13.29	0	0.00	NA	NA	387094818	0	0	0	
(2)	Institutions (Foreign)																						
(a)	Foreign Direct Investment		0	0	0	0	0	0.00	0	0	0	0.00	0	0.00	0	0.00	NA	NA	0	0	0	0	
(b)	Foreign Venture Capital		0	0	0	0	0	0.00	0	0	0	0.00	0	0.00	0	0.00	NA	NA	0	0	0	0	
(c)	Sovereign Wealth Funds		0	0	0	0	0	0.00	0	0	0	0.00	0	0.00	0	0.00	NA	NA	0	0	0	0	
(d)	Foreign Portfolio Investors Category I		18	26039273	0	0	26039273	0.48	26039273	0	26039273	0.48	0	0.00	0	0.00	NA	NA	26039273	0	0	0	
(e)	Foreign Portfolio Investors Category II		1	100	0	0	100	0.00	100	0	100	0.00	0	0.00	0	0.00	NA	NA	100	0	0	0	
(f)	Overseas Depositories (holding DRs) (balancing figure)		0	0	0	0	0	0.00	0	0	0	0.00	0	0.00	0	0.00	NA	NA	0	0	0	0	
(g)	Any Other																						
	Sub Total (B)(2)		19	26039373	0	0	26039373	0.48	26039373	0	26039373	0.48	0	0.00	0	0.00	NA	NA	26039373	0	0	0	
(3)	Central Government/State Government(s)/President of India																						
(a)	Central Government / President of India		0	0	0	0	0	0.00	0	0	0	0.00	0	0.00	0	0.00	NA	NA	0	0	0	0	
(b)	State Government / Governor		0	0	0	0	0	0.00	0	0	0	0.00	0	0.00	0	0.00	NA	NA	0	0	0	0	
(c)	Shareholding by Companies or Bodies Corporate where Central / State Government is a promoter		0	0	0	0	0	0.00	0	0	0	0.00	0	0.00	0	0.00	NA	NA	0	0	0	0	
	Sub Total (B)(3)		0	0	0	0	0	0.00	0	0	0	0.00	0	0.00	0	0.00	NA	NA	0	0	0	0	
(4)	Non-Institutions																						
(a)	Associate companies / Subsidiaries		0	0	0	0	0	0.00	0	0	0	0.00	0	0.00	0	0.00	NA	NA	0	0	0	0	
(b)	Directors and their relatives (excluding independent directors and nominee directors)		0	0	0	0	0	0.00	0	0	0	0.00	0	0.00	0	0.00	NA	NA	0	0	0	0	
(c)	Key Managerial Personnel		0	0	0	0	0	0.00	0	0	0	0.00	0	0.00	0	0.00	NA	NA	0	0	0	0	
(d)	Relatives of promoters (other than 'immediate relatives' of promoters disclosed under 'Promoter and Promoter Group' category)		0	0	0	0	0	0.00	0	0	0	0.00	0	0.00	0	0.00	NA	NA	0	0	0	0	
(e)	Trusts where any person belonging to 'Promoter and Promoter Group' category is 'trustee', 'beneficiary', or 'author of the trust'		0	0	0	0	0	0.00	0	0	0	0.00	0	0.00	0	0.00	NA	NA	0	0	0	0	
(f)	Investor Education and Protection Fund (IEPF)		0	0	0	0	0	0.00	0	0	0	0.00	0	0.00	0	0.00	NA	NA	0	0	0	0	
(g)	Resident Individuals holding nominal share capital up to Rs. 2 lakhs		773565	731091212	0	0	731091212	13.61	731091212	0	731091212	13.61	0	0.00	0	0.00	NA	NA	731091212	0	0	0	
(h)	Resident Individuals holding nominal share capital in excess of Rs. 2 lakhs		11606	1152572483	0	0	1152572483	21.46	1152572483	0	1152572483	21.46	0	0.00	0	0.00	NA	NA	1152572483	0	0	0	
(i)	Non Resident Indians (NRIs)		2450	40898009	0	0	40898009	0.76	40898009	0	40898009	0.76	0	0.00	0	0.00	NA	NA	40898009	0	0	0	
(j)	Foreign Nationals		1	1055	0	0	1055	0.00	1055	0	1055	0.00	0	0.00	0	0.00	NA	NA	1055	0	0	0	
(k)	Foreign Companies		0	0	0	0	0	0.00	0	0	0	0.00	0	0.00	0	0.00	NA	NA	0	0	0	0	
(l)	Bodies Corporate		1087	576576628	0	0	576576628	10.74	576576628	0	576576628	10.74	0	0.00	0	0.00	NA	NA	576576628	0	0	0	



	ALTUS FINSERV PRIVATE LIMITED	AAACU3953D	1	55500000	0	0	55500000	1.03	55500000	0	55500000	1.03	0	0.97	0	0.00	NA	NA	55500000				
	INDIABULLS REAL ESTATE LIMITED	AABC15194F	1	219050000	0	0	219050000	4.08	219050000	0	219050000	4.08	0	3.81	0	0.00	NA	NA	219050000				
(m)	Any Other																						
	CLEARING MEMBERS		3	5292	0	0	5292	0.00	5292	0	5292	0.00	0	0.00	0	0.00	NA	NA	5292	0	0	0	0
	UNCLAIMED SHARES		1	31650	0	0	31650	0.00	31650	0	31650	0.00	0	0.00	0	0.00	NA	NA	31650	0	0	0	0
	H U F		6667	87097637	0	0	87097637	1.62	87097637	0	87097637	1.62	0	1.52	0	0.00	NA	NA	87097637	0	0	0	0
	TRUSTS		8	2594100	0	0	2594100	0.05	2594100	0	2594100	0.05	0	0.05	0	0.00	NA	NA	2594100	0	0	0	0
	Sub Total (B)(6)		795348	2590868066	0	0	2590868066	48.25	2590868066	0	2590868066	48.25	0	45.08	0	0.00			2590868066				
	Total Public Shareholding (B) = (B)(1)+(B)(2)+(B)(3)+(B)(4)		795418	3004002257	0	0	3004002257	55.94	3004002257	0	3004002257	55.94	376920000	58.83	0	0.00			3003986657	0	0	0	0






Table IV - Statement showing shareholding pattern of the Non Promoter - Non Public Shareholder

Category	Category & Name of the Shareholder	PAN	No of Shareholders	No of fully paid up equity shares held	No of Partly paid-up equity shares held	No of Shares Underlying Depository Receipts	Total No of Shares Held (IV+V+VI)	Shareholding as a % of total no of shares (A+B+C2)	Number of Voting Rights held in each class of securities			No of Shares Underlying Outstanding convertible securities (Including Warrants)	Shareholding as a % assuming full conversion of convertible Securities (as a percentage of diluted share capital)	Number of Locked in Shares		Number of Shares pledged or otherwise encumbered		Number of equity shares held in dematerialized form	
									Class X	Class Y	Total			Total as a % of (A+B+C)	No.	As a % of total Shares	No.		As a % of total Shares held
(1)	Custodian/DR Holder			0	0	0	0	0.00	0	0	0	0.00	0	0.00	NA	NA	0		
(2)	Employee Benefit Trust (under SEBI(Share based Employee Benefit) Regulations 2014)			0	0	0	0	0.00	0	0	0	0.00	0	0.00	NA	NA	0		
	<b>Total Non-Promoter-Non Public Shareholding (C) = (C)(1)+(C)(2)</b>			0	0	0	0	0.00	0	0	0	0.00	0	0.00			0		



Details of the shareholders acting as persons in Concert including their Shareholding:			
Name of Shareholder	Name of PAC	No of shares	Holding%
<b>Total:</b>		<b>0</b>	<b>0</b>





Details of Shares which remain unclaimed may be given hear along with details such as number of	
No of Shareholders	No of shares
1	31650




Table V - Statement showing details of Significant Beneficial Owners (SBOs)

Sno	Details of the significant beneficial owner			Details of the registered owner			Particulars of the shares in which significant beneficial interest is held by the beneficial owner		Date of creation/acquisition of significant beneficial interest
	I			II			III		IV
Sr No	Name	PAN	Nationality	Name	PAN	Nationality	Number of Shares	Shareholding as a % of total no of shares (Calculated as per SCRR 1957) As a % of (A+B+C2)	
1	Rajiv Rattan	AESPR3957D	INDIAN	RR Infralands Private Limited	AACCR2534K	NA	1302143592	24.25	30.09.2014




Table VI - Statement showing foreign ownership limits			
	Bbard approved limits	Limits utilized	Date
As on shareholding date	100	1.08	30-09-2023
As on the end of previous 1st quarter	100	0.98	30-06-2023
As on the end of previous 2nd quarter	100	0.97	31-03-2023
As on the end of previous 3rd quarter	100	0.96	31-12-2022
As on the end of previous 4th quarter	100	0.88	30-09-2022

