

| General Information about company |  |
|-----------------------------------|--|
| 1                                 | Scrip Code<br>533122   |
| 2                                 | NSE Symbol<br>RINPOWER   |
| 3                                 | MSEI Symbol<br>N.A   |
| 4                                 | ISIN<br>INE399K01017   |
| 5                                 | Name of the Company<br>RattanIndia Power Limited   |
| 6                                 | Whether company is SME<br>No   |
| 7                                 | Class of security<br>Equity shares/ <del>Preferential shares/Differential Voting Right</del>   |
| 8                                 | Type of report<br><del>Pre-listing/Quarterly/Capital Restructuring</del>                       |
| 9                                 | Date of allotment/Extinguishment (in case of capital structuring selected)/Listing date<br>N.A |
| 10                                | Share Holding Pattern Filed under:<br>Reg. 31(1)(a)/Reg.31(1)(b)/Reg.31(1)(c)                  |
| 11                                | a. if under 31(1)(b) then indicate the report for quarter ending<br>30-06-2023 (Quarterly)     |
| 12                                | b. if under 31(1)(c) then indicate date of allotment/ extinguishment<br>N.A                    |
| 13                                | Whether listed entity is Public Sector Undertaking<br>No                                       |


## RattanIndia Power Limited

(CIN: L40102DL2007PLC169082)

Reg. Off. Address: A-49, Ground Floor, Road No. 4, Mahipalpur, New Delhi - 110037

Website: www.rattanindiapower.com; Email ID: ir\_rpl@rattanindia.com; Phone: 011 46611666; Fax: 011 46611777

| Sr. No | Particulars  | YES/No | Promoter and promoter Group | Public Shareholding | Non - Promoter Non Public |
|--------|--|--------|-----------------------------|---------------------|---------------------------|
| 1      | Whether the Listed Entity has issued any partly paid up shares                         | No     | No                          | No                  | No                        |
| 2      | Whether the Listed Entity has issued any Convertible Securities?                       | Yes    | No                          | Yes                 | No                        |
| 3      | Whether the Listed Entity has issued any Warrants?                                     | No     | No                          | No                  | No                        |
| 4      | Whether the Listed Entity has any shares against which depository receipts are issued? | No     | No                          | No                  | No                        |
| 5      | Whether the Listed Entity has any shares in locked-in?                                 | Yes    | Yes                         | No                  | No                        |
| 6      | Whether any shares held by promoters are pledged or otherwise encumbered?              | No     | No                          |                     |                           |
| 7      | Whether company has equity shares with differential voting rights?                     | No     | No                          | No                  | No                        |
| 8      | Whether company has significant beneficial owner?                                      | Yes    | Yes                         | No                  | No                        |






Table 1 - Summary Statement holding of specified securities


| Category | Category of Shareholder                         | No of Shareholders | No of fully paid up equity shares held | No of partly paid-up equity shares held | No of Shares Underlying Depository Receipts | Total No of Shares Held (VII) = (IV)+(V)+(VI) | Shareholding as a % of total (A+B+C+D) | Number of Voting Rights | No of Shares Underlying Outstanding convertible securities | Shareholding as a % assuming full conversion of Securities (as a percentage of diluted share capital) | Number of Locked in Shares | Number of Shares pledged or otherwise encumbered | Number of equity shares held in dematerialised form | Sub-categorization of shares                                 |
|----------|---|--------------------|--|---|---|---|--|-------------------------|--|---|----------------------------|--|---|--|
|          |   |                    |  |   |   |   |  |                         |  |   |                            |  |   |  |
| (A)      | Promoter & Promoter Group                       | 2                  | 254489133                              | 0                                       | 0   | 254489133                                     | 44.96                                  | 246188061               | 0  | 44.96   | 85274168                   | 0  | 246189133   | Sub-category (I) Sub-category (II) Sub-category (III)        |
| (B)      | Public  | 320716             | 3752602152                             | 0                                       | 0   | 3752602152                                    | 55.04                                  | 330620232               | 3752602000   | 52.96   | 0                          | 0  | 3752602152  | Sub-category (I) Sub-category (II) Sub-category (III)        |
| (C)      | Non-Voting Non-Votable Shares issued under ESOP | 0                  | 0                                      | 0                                       | 0   | 0   | 0                                      | 0                       | 0  | 0   | 0                          | 0  | 0   | Sub-category (I) Sub-category (II) Sub-category (III)        |
| (D)      | Shares held by Employees Trusts                 | 0                  | 0                                      | 0                                       | 0   | 0   | 0                                      | 0                       | 0  | 0   | 0                          | 0  | 0   | Sub-category (I) Sub-category (II) Sub-category (III)        |
|          | <b>Total</b>                                    | <b>320938</b>      | <b>4720491485</b>                      | <b>0</b>                                | <b>0</b>                                    | <b>4720491485</b>                             | <b>100.00</b>                          | <b>3326882661</b>       | <b>3752602000</b>  | <b>100.00</b>   | <b>85274168</b>            | <b>0</b>   | <b>4720491485</b>                                   | <b>Sub-category (I) Sub-category (II) Sub-category (III)</b> |








| Details of the shareholders acting as persons in Concert including their Shareholding: |             |              |          |
|--|-------------|--------------|----------|
| Name of Shareholder  | Name of PAC | No of shares | Holding% |
|  |             |              |          |
| <b>Total:</b>  |             | 0            | 0        |



| Details of Shares which remain unclaimed may be given hear along with details such as number of |              |
|---|--------------|
| No of Shareholders  | No of shares |
| 1   | 31650        |





**Table V - Statement showing details of Significant Beneficial Owners (SBOs)**

| Sno | I<br>Details of the significant beneficial owner |            | II<br>Details of the registered owner |             | III<br>Particulars of the shares in which significant beneficial interest is held by the beneficial owner |             | IV<br>Date of creation/acquisition of significant beneficial interest |                  |  |
|-----|--|------------|---------------------------------------|-------------|---|-------------|---|------------------|--|
|     | Name   | PAN        | Name                                  | Nationality | PAN   | Nationality |   | Number of Shares | Shareholding as a % of total no of shares (Calculated as per SCRR 1957) As a % of (A+B+C2) |
| 1   | Rajiv Rattan                                     | AESPR3957D | RR Inralands Private Limited          | INDIAN      | AACCR253JK  | NA          | 1302143592  | 24.25            | 30.09.2014   |




Table VI - Statement showing foreign ownership limits

|                                       | Board approved limits | Limits utilized % | Date       |
|---------------------------------------|-----------------------|-------------------|------------|
| As on shareholding date               | 100                   | 0.98              | 30-06-2023 |
| As on the end of previous 1st quarter | 100                   | 0.97              | 31-03-2023 |
| As on the end of previous 2nd quarter | 100                   | 0.96              | 31-12-2022 |
| As on the end of previous 3rd quarter | 100                   | 0.88              | 30-09-2022 |
| As on the end of previous 4th quarter | 100                   | 0.75              | 30-06-2022 |

