


Format of Holding of Specified securities		
1.	Name of Listed Entity: RATTANINDIA POWER LIMITED	
2.	Scrip Code/Name of Scrip/Class of Security: 533122.RTNPOWER; EQUITY SHARES	
3.	Share Holding Pattern Filed under: Reg. 31(1)(a)/Reg. 31(1)(b)/Reg. 31(1)(c) a. if under 31(1)(b) then indicate the report for quarter ending 31/03/2018 b. if under 31(1)(c) then indicate date of allotment/extinguishment	
4.	Declaration : The Listed entity is required to submit the following declaration to the extent of submission of information: Particulars	
a	Whether the Listed Entity has issued any partly paid up shares	YES* NO*
b	Whether the Listed Entity has issued any Convertible Securities ?	No
c	Whether the Listed Entity has issued any Convertible Warrants ?	Yes
d	Whether the Listed Entity has any shares against which depository receipts are issued?	No
e	Whether the Listed Entity has any shares in locked-in?	No
f	Whether any shares held by promoters are pledged or otherwise encumbered?	No
g	Whether Company has Equity Shares with differential rights	Yes No
5	The tabular format for disclosure of holding of specified securities is as follows:	

*if the Listed Entity selects the option 'NO' for the questions above, the columns for the partly paid up shares, Outstanding Convertible Securities/Warrants, depository receipts, locked-in shares, No of shares pledged or otherwise encumbered by promoters, as applicable, shall not be displayed at the time of dissemination on the Stock Exchange website. Also wherever there is 'No' declared by Listed entity in above table the values will be considered as 'Zero' by default on submission of the format of holding of specified securities.



RattanIndia Power Limited

(Formerly Indiabulls Power Ltd.)

Registered Office: 5th Floor, Tower-B, Worldmark 1, Aerocity, New Delhi -110037

Tel: +91 11 66612666 Fax: +91 11 66612777

Website: www.rattanindia.com

CIN: L40102DL2007PLC169082




Table 1 - Summary Statement holding of specified securities

Category	Category of Shareholder	No of Shareholders	No of fully paid up equity shares held	No of Partly paid-up equity shares held	No of Underlying Depository Receipts	Total No of Shares Held (VII) = (IV)+(V)+(VI)	Shareholding as a % of total no of shares (As a % of (A+B+C2))	Number of Voting Rights held in each class of securities			No of Shares Underlying convertible securities (Including Warrants)	Shareholding as a % assuming full conversion of convertible Securities (as a percentage of diluted share capital)	Number of Locked in Shares		Number of Shares pledged or otherwise encumbered	Number of equity shares held in dematerialized form
								Class X	Class Y	Total (IX)			No.	As a % of total Shares held		
(I)	(II)	(III)	(IV)	(V)	(VI)	(VII)	(VIII)	(IX)	(X)	(XI)	(XII)	(XIII)	(XIV)			
(A)	Promoter & Promoter Group	3	1597500000	0	0	1597500000	54.10	0	1597500000	54.10	0	0.00	1597500000	96.15	1597500000	
(B)	Public	159805	1355433353	0	0	1355433353	45.90	0	1355433353	45.90	0	0.00	1355403367	NA	1355403367	
(C)	Non Promoter- Non Public															
(C1)	Shares underlying DRS	0	0	0	0	0	0	0	0	0	0	0.00	0	NA	0	
(C2)	Shares held by Employees Trusts	0	0	0	0	0	0	0	0	0	0	0.00	0	NA	0	
	Total:	159808	2952933353	0	0	2952933353	100.00	0	2952933353	100.00	0	0.00	1656400	1535996011	96.15	2952933367

Table II - Statement showing shareholding pattern of the Promoter and Promoter Group

Category	Name of the Shareholder	PAN	No of Shareholders	No of fully paid up equity shares held	No of Partly paid-up equity shares held	No of Shares Underlying Depository Receipts	Total No of Shares Held (IV+V+VI)	Shareholding as a % of total no of shares (calculated as per SCRR, 1957 (VIII) As a % of (A+B+C2)	Number of Voting Rights held in each class of securities			No of Shares Underlying convertible securities (including Warrants)	Shareholding as a % assuming full conversion of convertible Securities (as a percentage of diluted share capital) (VII)+(X) As a % of (A+B+C2)	Number of Locked in Shares	Number of Shares pledged or otherwise encumbered	Number of equity shares held in dematerialized form	
									Class X	Class Y	Total (IX)						
(1)	Indian Individuals/Hindu undivided family Central Government/State Government(s) Financial Institutions/Banks	(II)	(III)	(IV)	(V)	(VI)	(VII)	(VIII)	No of Voting Rights			(X)	(XI)	(XII)	(XIII)	(XIV)	
(a)			0	0	0	0	0	0.00	0	0	0	0	0.00	0	0.00	0	
(b)			0	0	0	0	0	0.00	0	0	0	0	0.00	0	0.00	0	
(c)			0	0	0	0	0	0.00	0	0	0	0	0.00	0	0.00	0	
(d)	Any Other		3	1597500000	0	0	1597500000	54.10	1597500000	0	1597500000	0	54.07	0	1535996011	96.15	1597500000
	SHEME TRUST	AAAT19002N	1	7500000	0	0	7500000	0.25	7500000	0	7500000	0	0.25	0	7500000	100.00	7500000
	RATTANINDIA INFRASTRUCTURE LIMITED	AACCI448SN	1	1185000000	0	0	1185000000	40.13	1185000000	0	1185000000	0	40.11	0	1185000000	100.00	1185000000
	RR INFRALANDS PRIVATE LIMITED	AAGCR2534K	1	405000000	0	0	405000000	13.72	405000000	0	405000000	0	13.71	0	343496011	84.81	405000000
	Sub-Total (A)(1)		3	1597500000	0	0	1597500000	54.10	1597500000	0	1597500000	0	54.07	0	1535996011	96.15	1597500000
(2)	Foreign																
(a)	Individuals (Non-Resident Individuals/Foreign Individuals)		0	0	0	0	0	0.00	0	0	0	0	0.00	0	0.00	0	
(b)	Government		0	0	0	0	0	0.00	0	0	0	0	0.00	0	0.00	0	
(c)	Institutions		0	0	0	0	0	0.00	0	0	0	0	0.00	0	0.00	0	
(d)	Foreign Portfolio Investor		0	0	0	0	0	0.00	0	0	0	0	0.00	0	0.00	0	
(e)	Any Other		0	0	0	0	0	0.00	0	0	0	0	0.00	0	0.00	0	
	Sub-Total (A)(2)		0	0	0	0	0	0.00	0	0	0	0	0.00	0	0.00	0	
	Total Shareholding of Promoter and Promoter Group (A)=(A)(1)+(A)(2)		3	1597500000	0	0	1597500000	54.10	1597500000	0	1597500000	0	54.07	0	1535996011	96.15	1597500000

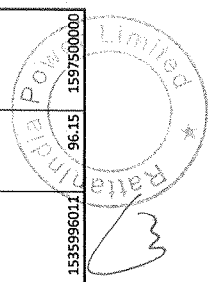
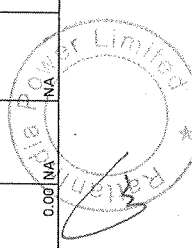


Table III - Statement showing shareholding pattern of the Public shareholder

Category	Name of the Shareholder	PAN	No of Shareholders	(I)	(II)	(III)	(IV)	(V)	(VI)	(VII)	(VIII)	Number of Voting Rights held in each class of securities			Shareholding as a % assuming full conversion of convertible securities (as a percentage of diluted share capital)	Number of Locked in Shares	Number of Shares pledged or otherwise encumbered	As a % of total Shares held	Number of equity shares held in dematerialized form
												Class X	Class Y	Total					
(1)	Institutions			(I)	(II)	(III)	(IV)	(V)	(VI)	(VII)	(VIII)	(IX)			(X)	(XI)	(XII)	(XIII)	(XIV)
(a)	Mutual Funds		2	8026164	0	8026164	0	8026164	0	8026164	0.27	8026164	0	0.27	0	0.00	NA	NA	8026164
(b)	Venture Capital Funds		0	0	0	0	0	0	0	0	0.00	0	0.00	0	0.00	NA	NA	0	
(c)	Alternate Investment Funds		0	0	0	0	0	0	0	0	0.00	0	0.00	0	0.00	NA	NA	0	
(d)	Capital Investors		1	393273458	0	393273458	0	393273458	0	393273458	13.32	393273458	0	13.31	0	0.00	NA	393273458	
	FIM LIMITED	AABFF7498N	1	393273458	0	393273458	0	393273458	0	393273458	13.32	393273458	0	13.31	0	0.00	NA	393273458	
(e)	Foreign Portfolio Investors		27	87126698	0	87126698	0	87126698	0	87126698	2.95	87126698	0	2.95	0	0.00	NA	87126698	
	VANGUARD EMERGING MARKETS STOCK INDEX FUND, A SERIES OF VANGUARD INTERNATIONAL EQUITY INDEX FUNDS	AAATY0918K	1	33153204	0	33153204	0	33153204	0	33153204	1.12	33153204	0	1.12	0	0.00	NA	33153204	
(f)	Financial Institutions/Banks		10	11893949	0	11893949	0	11893949	0	11893949	0.40	11893949	0	0.40	0	0.00	NA	11893949	
(g)	Insurance Companies		1	616172	0	616172	0	616172	0	616172	0.02	616172	0	0.02	0	0.00	NA	616172	
	Provident Funds/Pension Funds		0	0	0	0	0	0	0	0	0.00	0	0.00	0	0.00	NA	NA	0	
(h)	Any Other		41	500936441	0	500936441	0	500936441	0	500936441	16.96	500936441	0	16.95	0	0.00	NA	500936441	
(2)	Central Government/State Government(s)/Pre sident of India		0	0	0	0	0	0	0	0	0.00	0	0.00	0	0.00	NA	NA	0	
(3)	Sub Total (B)(2)		0	0	0	0	0	0	0	0	0.00	0	0.00	0	0.00	NA	NA	0	
	Non-Institutions																		
	Individual shareholders holding nominal share capital up to Rs.2 lakhs		153799	244823843	0	244823843	0	244823843	0	244823843	8.29	244823843	0	8.29	0	0.00	NA	244793857	



	ii. Individual shareholders holding nominal share capital in excess of Rs. 2 Lakhs	3458	250204004	0	0	250204004	8.47	250204004	8.47	1625000	8.52	0.00	NA	NA	250204004
(b)	NBFCs Registered with RBI	10	1395687	0	0	1395687	0.05	1395687	0.05	0	0.05	0.00	NA	NA	1395687
(c)	Employee Trusts	0	0	0	0	0	0.00	0	0.00	0	0.00	0.00	NA	NA	0
(d)	Overseas Depositories (Holding Drs)(Balancing figure)	0	0	0	0	0	0.00	0	0.00	0	0.00	0.00	NA	NA	0
(e)	Any Other														
	OTHER FOREIGN ENTITIES	1	22301470	0	0	22301470	0.76	22301470	0.76	0	0.75	0.00	NA	NA	22301470
	NON RESIDENT INDIANS	1405	22201277	0	0	22201277	0.75	22201277	0.75	0	0.75	0.00	NA	NA	22201277
	CLEARING MEMBERS	116	3449466	0	0	3449466	0.12	3449466	0.12	0	0.12	0.00	NA	NA	3449466
	BODIES CORPORATES	975	310121165	0	0	310121165	10.50	310121165	10.50	0	10.50	0.00	NA	NA	310121165
	INDIANS REAL ESTATE LIMITED	1	219050000	0	0	219050000	7.42	219050000	7.42	0	7.41	0.00	NA	NA	219050000
	Sub Total (B)(3)	159764	854496912	0	0	854496912	28.94	854496912	28.94	1656400	28.98	0.00	NA	NA	854496912
	Total Public Shareholding (B) = (B)(1)+(B)(2)+(B)(3)	159805	1355433353	0	0	1355433353	45.90	1355433353	45.90	1656400	45.93	0.00	NA	NA	1355403367






Table IV - Statement showing shareholding pattern of the Non Promoter - Non Public Shareholder

Category	Category & Name of the Shareholder	PAN	No of Shareholders	No of fully paid up equity shares held	No of Partly paid up equity shares held	No of Underlying Depository Receipts	Total No of Shares Held (IV+V+VI)	Shareholding as a % of total shares (A+B+C2)	Number of Voting Rights held in each class of securities			No of Shares Underlying convertible securities (including Warrants)	Shareholding as a % assuming full conversion of Securities (as a percentage of diluted share capital)	Number of Locked in Shares	Number of Shares pledged or otherwise encumbered	Number of equity shares held in dematerialized form	
									Class X	Class Y	Total						
	(i)	(ii)	(iii)	(iv)	(v)	(vi)	(vii)	(viii)	(ix)			(x)	(xi)	(xii)	(xiii)	(xiv)	
(1)	Custodian/DR Holder Employee Benefit Trust (under SEBI(Share based Employee Benefit) Regulations 2014)		0	0	0	0	0	0.00	0	0	0	0.00	0	0.00	0	0	0
(2)	Total Non-Promoter-Non Public Shareholding (C) = (C)(1)+(C)(2)		0	0	0	0	0	0.00	0	0	0	0.00	0	0.00	0	0	0



Details of the shareholders acting as persons in Concert including their Shareholding:

Name of Shareholder	Name of PAC	No of shares	Holding%
N.A	N.A	Nil	0
Total:	N.A	Nil	0



Details of Shares which remain unclaimed may be given hear along with details such as number of shareholders, outstanding shares held in demat/unclaimed suspense account

No of Shareholders	No of shares
97	31650

