


Format of Holding of Specified securities			
1.	Name of Listed Entity: RATTANINDIA POWER LIMITED		
2.	Scrp Code/Name of Scrip/Class of Security: 533122/IBPOW/EQUITY SHARES		
3.	Share Holding Pattern Filed under: Reg. 31(1)(a)/Reg 31(1)(b)/Reg-31(4)(e) a. if under 31(1)(b) then indicate the report for quarter ending 31/12/2017 b. if under 31(1)(c) then indicate date of allotment/extinguishment		
4.	Declaration : The Listed entity is required to submit the following declaration to the extent of submission of information: Particulars		
a	Whether the Listed Entity has issued any partly paid up shares	YES*	NO*
b	Whether the Listed Entity has issued any Warrants?		NO
c	Whether the Listed Entity has issued any Convertible Securities?	YES	NO
d	Whether the Listed Entity has any shares against which depository receipts are issued?		NO
e	Whether the Listed Entity has any shares in locked-in?		NO
f	Whether any shares held by promoters are pledged or otherwise encumbered?	YES	
g	Whether Company has Equity Shares with differential voting rights		NO
5	* If the Listed Entity selects the option 'NO' for the questions above, the columns for the partly paid up shares, Outstanding Convertible Securities/Warrants, depository receipts, locked-in shares, No of shares pledged or otherwise encumbered by promoters, as applicable, shall not be displayed at the time of dissemination on the Stock Exchange website. Also wherever there is 'No' declared by Listed entity in above table the values will be considered as 'Zero' by default on submission of the format of holding of specified securities. The tabular format for disclosure of holding of specified securities is as follows:		



## RattanIndia Power Limited

(Formerly Indiabulls Power Ltd.)

Registered Office: 5th Floor, Tower-B, Worldmark 1, Aerocity, New Delhi -110037

Tel: +91 11 66612666 Fax: +91 11 66612777

Website: www.rattanindia.com

CIN: L40102DL2007PLC169082

Table I - Summary Statement holding of specified securities

Category	Category of Shareholder	No of Shareholders	No of fully paid up equity shares held	No of Partly paid-up equity shares held	No of Shares Underlying Depository Receipts	Total No of Shares Held (VII) = (IV)+(V)+(VI)	Shareholding as a % of total no of shares (As a % of (A+B+C2))	Number of Voting Rights held in each class of securities			Total as a % of (A+B+C)	No of Shares Outstanding convertible securities (including Warrants)	Shareholding as a % assuming full conversion of convertible Securities (as a percentage of diluted share capital)	Number of Locked In Shares	As a % of total Shares held	No. of Shares or otherwise encumbered	As a % of total Shares held	Number of equity shares held in dematerialized form
								Class X	Class Y	Total								
(I)	(ii)	(iii)	(iv)	(v)	(vi)	(vii)	(viii)	(ix)	(ix)	(ix)	(x)	(xi)	(xii)	(xii)	(xiii)	(xiii)	(xiv)	
(A)	Promoter & Promoter Group	3	1597500000	0	0	1597500000	54.10	0	0	1597500000	54.10	0	0	0.00	1535996011	96.15	1597500000	
(B)	Public	149401	1355433353	0	0	1355433353	45.90	0	0	1355433353	45.90	0	0	0.00	NA	1355396467		
(C)	Non Promoter- Non Public																	
(C1)	Shares underlying Drs	0	0	0	0	0	0 N/A	0	0	0	0.00	0	0	0.00	NA	NA	0	
(C2)	Shares held by Employees Trusts	0	0	0	0	0	0.00	0	0	0	0.00	0	0	0.00	NA	NA	0	
	<b>Total:</b>	<b>149404</b>	<b>2952933353</b>	<b>0</b>	<b>0</b>	<b>2952933353</b>	<b>100.00</b>	<b>0</b>	<b>2952933353</b>	<b>100.00</b>	<b>1775400</b>	<b>100.00</b>	<b>0</b>	<b>0.00</b>	<b>1535996011</b>	<b>52.02</b>	<b>2952896467</b>	




Table II - Statement showing shareholding pattern of the Promoter and Promoter Group

Category	Category & Name of the Shareholder	PAN	No of Shares	No of fully paid up equity shares held	No of Partly paid-up equity shares held	No of Shares Underlying Depository Receipts	Total No of Shares Held (IV+V+VI)	Shareholding as a % of total no. of shares (calculated as per SCRR, 1957 (VIII) As a % of (A+B+C2)	Number of Voting Rights held in each class of securities			Total as a % of (A+B+C)	No of Shares Underlying Outstanding convertible securities (including Warrants)	Shareholding as a % assuming full conversion of convertible securities (as a percentage of diluted share capital) (VII)+(X) As a % of (A+B+C2)	Number of Locked in Shares	As a % of total Shares held	Number of Shares pledged or otherwise encumbered	As a % of total Shares held	Number of equity shares held in dematerialized form
									Class X	Class Y	Total								
(1)	(ii)	(iii)	(iv)	(v)	(vi)	(vii)	(viii)	(ix)			(x)	(xi)	(xii)	(xiii)	(xiv)	(xv)			
(a)	Indian Individuals/Hindu Undivided Family		0	0	0	0	0	0.00	0	0	0	0.00	0	0.00	0	0.00	0	0.00	0
(b)	Central Government/State Government(s)		0	0	0	0	0	0.00	0	0	0	0.00	0	0.00	0	0.00	0	0.00	0
(c)	Financial Institutions/Banks		0	0	0	0	0	0.00	0	0	0	0.00	0	0.00	0	0.00	0	0.00	0
(d)	Any Other		3	1597500000	0	0	1597500000	54.10	0	0	0	54.10	0	54.07	0	0.00	0	0.00	0
	IPL Pptl. SCHEME TRUST	AAAT19002N	1	107500000	0	0	107500000	3.64	0	0	0	3.64	0	3.64	0	0.00	0	0.00	107500000
	RATTAINDIA INFRASTRUCTURE LIMITED	AACG4485N	1	1185000000	0	0	1185000000	40.13	0	0	0	40.13	0	40.11	0	0.00	0	0.00	1185000000
	RR INFRALANDS PRIVATE LIMITED	AAAGR2534K	1	305000000	0	0	305000000	10.33	0	0	0	10.33	0	10.32	0	0.00	0	0.00	305000000
(2)	Sub-Total (A)(1)		3	1597500000	0	0	1597500000	54.10	0	0	0	54.10	0	54.07	0	0.00	0	0.00	1597500000
	Foreign Individuals (Non-Resident Individuals/Foreign Individuals)		0	0	0	0	0	0.00	0	0	0	0.00	0	0.00	0	0.00	0	0.00	0
(b)	Government		0	0	0	0	0	0.00	0	0	0	0.00	0	0.00	0	0.00	0	0.00	0
(c)	Institutions		0	0	0	0	0	0.00	0	0	0	0.00	0	0.00	0	0.00	0	0.00	0
(d)	Foreign Investor		0	0	0	0	0	0.00	0	0	0	0.00	0	0.00	0	0.00	0	0.00	0
(e)	Any Other		0	0	0	0	0	0.00	0	0	0	0.00	0	0.00	0	0.00	0	0.00	0
	Sub-Total (A)(2)		0	0	0	0	0	0.00	0	0	0	0.00	0	0.00	0	0.00	0	0.00	0
	Total Shareholding of Promoter and Promoter Group	(A)=(A1)+(A)(2)	3	1597500000	0	0	1597500000	54.10	0	0	0	54.10	0	54.07	0	0.00	0	0.00	1597500000





Table III - Statement showing shareholding pattern of the Public shareholder

Category	Category & Name of the Shareholder	PAN	No of Shareholders	No of fully paid up equity shares held	No of Partly paid up equity shares held	No of Underlying Depository Receipts	Total No of Shares held (IV+V+VI)	Shareholding as a % of total no of shares (A+B+C2)	Number of Voting Rights held in each class of securities			Total as a % of (A+B+C)	No of Shares Outstanding convertible securities (including Warrants)	Shareholding as a % assuming full conversion of convertible securities (as a percentage of diluted share capital)	Number of Locked in Shares	As a % of total Shares held	No. of Shares pledged or otherwise encumbered	Number of equity shares held in dematerialized form
									Class X	Class Y	Total							
(1)	(II)	(III)	(IV)	(V)	(VI)	(VII)	(VIII)	(IX)	(X)	(XI)	(XII)	(XIII)	(XIV)					
(a)	Institutions Mutual Funds Venture Capital Funds		3	8026164	0	0	8026164	0.27	0	0	0	0.27	0	0.00	NA	NA	8026164	
(b)	Alternate Investment Funds		0	0	0	0	0	0.00	0	0	0	0.00	0	0.00	NA	NA	0	
(c)	Foreign Venture Capital Investors		1	393273458	0	0	393273458	13.32	0	0	0	13.31	0	0.00	NA	NA	393273458	
(d)	FIM LIMITED	AA8FF7498N	1	393273458	0	0	393273458	13.32	0	0	0	13.31	0	0.00	NA	NA	393273458	
(e)	Foreign Investors		30	81695914	0	0	81695914	2.77	0	0	0	2.76	0	0.00	NA	NA	81695914	
(f)	Financial Institutions/Banks		11	101454489	0	0	101454489	3.44	0	0	0	3.43	0	0.00	NA	NA	101454489	
(g)	ICICI BANK LTD	AAA61195H		93482251	0	0	93482251	3.17	0	0	0	3.17	0	0.00	NA	NA	93482251	
(h)	Insurance Companies		1	616172	0	0	616172	0.02	0	0	0	0.02	0	0.00	NA	NA	616172	
(i)	Provident Funds/Pension Funds		0	0	0	0	0	0.00	0	0	0	0.00	0	0.00	NA	NA	0	
(j)	Any Other		46	585066197	0	0	585066197	19.81	0	0	0	19.80	0	0.00	NA	NA	585066197	
(k)	Sub Total (B)(1)																	
(l)	Central Government/State Government(s)/President of India		0	0	0	0	0	0.00	0	0	0	0.00	0	0.00	NA	NA	0	
(m)	Sub Total (B)(2)		0	0	0	0	0	0.00	0	0	0	0.00	0	0.00	NA	NA	0	
(n)	Non-Institutions																	
(o)	i. Individual shareholder's holding nominal share capital up to Rs.2 lakhs		148634	204833206	0	0	204833206	6.94	0	0	0	6.93	0	0.00	NA	NA	204796320	
(p)	ii. Individual shareholder's holding nominal share capital in excess of Rs. 2 Lakhs		2836	206832699	0	0	206832699	7.00	1744000	0	7.06	0	0.00	NA	NA	206832699		
(q)	NBFCs Registered with RBI		14	1059341	0	0	1059341	0.04	0	0	0	0.04	0	0.00	NA	NA	1059341	
(r)	Employee Trusts		0	0	0	0	0	0.00	0	0	0	0.00	0	0.00	NA	NA	0	



(d)	Overseas Depositories (Holding DRs)(Balancing figure)																				
(e)	Any Other OTHER FOREIGN ENTITIES NON RESIDENT INDIANS CLEARING MEMBERS BODIES CORPORATES INDIAN/ABULS REAL ESTATE LIMITED																				
		0	0	0	0	0	0	0.00	0	0	0	0	0.00	0	0	0	0.00	0	0	0	0
	1	22301470	0	22301470	0	22301470	0.76	22301470	0	22301470	0.76	0	0.75	0	0.00	NA	NA	22301470			
	1345	15294311	0	15294311	0	15294311	0.52	15204311	0	15294311	0.52	0	0.52	0	0.00	NA	NA	15294311			
	221	12177699	0	12177699	0	12177699	0.41	12177699	0	12177699	0.41	0	0.41	0	0.00	NA	NA	12177699			
	1304	307868430	0	307868430	0	307868430	10.43	307868430	0	307868430	10.43	0	10.42	0	0.00	NA	NA	307868430			
	AABCI5194F	219050000	0	219050000	0	219050000	7.42	219050000	0	219050000	7.42	0	7.41	0	0.00	NA	NA	219050000			
	149355	770367156	0	770367156	0	770367156	26.09	770367156	0	770367156	26.09	0	26.13	0	0.00	NA	NA	770367156			
	Total Public Shareholding (B) = (B)(1)+(B)(2)+(B)(3)	149401	1355433353		1355433353	45.90	1355433353		1355433353	45.90	1775400	45.93		0.00				1355396467			






Table IV - Statement showing shareholding pattern of the Non Promoter - Non Public Shareholder

Category & Name of the Shareholder	PAN	No of Shares	No of fully paid up equity shares held	No of Partly paid-up equity shares held	No of Shares Depository Receipts	Total No of Shares Held (IV+V+VI)	Shareholding as a % of total no of shares (A+B+C2)	Number of Voting Rights held in each class			Total as a % of (A+B+C)	No of Shares Underlying Outstanding convertible securities (including Warrants)	Shareholding as a % assuming full conversion of convertible Securities (as a percentage of diluted share capital)	Number of Locked in Shares	As a % of total Shares held	No. pledged or otherwise encumbered	As a % of total Shares held	Number of equity shares held in dematerialized form
								Class X	Class Y	Total								
(1)	(ii)	(iii)	(iv)	(v)	(vi)	(vii)	(viii)	(ix)	(x)	(xi)	(xii)	(xiii)	(xiv)					
Custodian/DR Holder (under SEBI(Share based Employee Benefit) Regulations 2014)		0	0	0	0	0	0.00	0	0	0	0	0.00	0	0.00	NA	NA	0	
(2)		0	0	0	0	0	0.00	0	0	0	0	0.00	0	0.00	NA	NA	0	
<b>Total Non-Promoter-Non Public Shareholding (C) = (C)(1)+(C)(2)</b>		0	0	0	0	0	0.00	0	0	0	0	0.00	0	0.00			0	



Details of the shareholders acting as persons in Concert including their Shareholding:			
Name of Shareholder	Name of PAC	No of shares	Holding%
N.A.	N.A.	NIL	
<b>Total:</b>	N.A.	NIL	<b>0</b>



**Details of Shares which remain unclaimed may be given hear along with details such as number of shareholders,**

No of Shareholders	No of shares
97	31650

