

Format of Holding of Specified securities


1. Name of Listed Entity: RATTANINDIA POWER LIMITED
2. Scrip Code/Name of Scrip/Class of Security: 533122.RTNPOWER.EQUITY SHARES
3. Share Holding Pattern Filed under: Reg. ~~31(1)(a)~~/Reg. 31(1)(b)/Reg. ~~31(1)(c)~~
 a. if under 31(1)(b) then indicate the report for quarter ending 31/03/2017
 b. if under 31(1)(c) then indicate date of allotment/extinguishment

4. Declaration : The Listed entity is required to submit the following declaration to the extent of submission of information:

Particulars	YES*	NO*
a. Whether the Listed Entity has issued any partly paid up shares		NO
b. Whether the Listed Entity has issued any Convertible Securities or Warrants?	YES	
c. Whether the Listed Entity has any shares against which depository receipts are issued?		NO
d. Whether the Listed Entity has any shares in locked-in?	YES	
e. Whether any shares held by promoters are pledge or otherwise encumbered?	YES	

*if the Listed Entity selects the option 'NO' for the questions above, the columns for the partly paid up shares, Outstanding Convertible Securities/Warrants, depository receipts, locked-in shares, No of shares pledged or otherwise encumbered by promoters, as applicable, shall not be displayed at the time of dissemination on the Stock Exchange website. Also wherever there is 'No' declared by Listed entity in above table the values will be considered as 'Zero' by default on submission of the format of holding of specified securities.

5. The tabular format for disclosure of holding of specified securities is as follows:



RattanIndia Power Limited

(Formerly Indiabulls Power Ltd.)

Registered Office: 5th Floor, Tower-B, Worldmark 1, Aerocity, New Delhi -110037

Tel: +91 11 66612666 Fax: +91 11 66612777

Website: www.rattanindia.com

CIN: L40102DL2007PLC169082

Table 1 - Summary Statement holding of specified securities.

Category	No of Shareholders	No of fully paid up equity shares held	No of Party paid-up equity shares held	No of Shares Underlying Depository Receipts	Total No of Shares Held (VII) = (VI)+(V)+(IV)	Shareholding as a % of total no of shares (As a % of (A+B+C2))	No of Voting Rights			Total as a % of (A+B+C)	No of Shares Underlying Outstanding convertible securities (including Warrants)	Shareholding as a % assuming full convertible Securities (As a %)	Number of Locked in Shares	Number of Shares pledged or otherwise encumbered	As a % of total Shares held	Number of Shares held in dematerialised form
							Class X	Class Y	Total							
(I)	(II)	(IV)	(V)	(VI)	(VII)	(VIII)	(X)	(XI)	(XII)	(XIII)	(XIV)	(XV)	(XVI)	(XVII)	(XVIII)	
(A) Promoter & Promoter Group	3	169750000	0	0	169750000	57.49	0	169750000	57.49	0	57.44	310000000	1655996011	96.38	1697500000	
(B) Public	137096	125443353	0	0	125443353	42.51	0	125443353	42.51	2121700	42.46	0	NA	NA	125443353	
(C) Non Promoter Non Public	0	0	0	0	0	NA	0	0	0.00	0	NA	0	NA	NA	0	
(C1) Shares underlying ESOS	0	0	0	0	0	NA	0	0	0.00	0	0.00	0	NA	NA	0	
(C2) Shares held by Employees Trusts	0	0	0	0	0	NA	0	0	0.00	0	0.00	0	NA	NA	0	
Total:	137099	295293353	0	0	295293353	100.00	0	295293353	100.00	2121700	100.00	310000000	1655996011	100.00	295293353	




Table II - Statement showing shareholding pattern of the Promoter and Promoter Group

Category	Category & Name of the Shareholder	PAN	No of Shareholders	No of fully paid up equity shares held	No of Partly paid-up equity shares held	No of Shares Underlying Depository Receipts	Total No of Shares Held (IV+V+VI)	Shareholding as a % of total no of shares (calculated as 1257 (VII) as per SCRR, 1957 (VII) as per SEBI (A-4)-C2)	No of Voting Rights			Total as a % of (A+B+C)	No of Shares Underlying convertible securities (Including Warrants)	Shareholding as a % assuming full conversion of convertible Securities (as a percentage of diluted share capital) (VII+X) as a % of (A+B+C2)	Number of Locked in Shares	Number of Shares pledged or otherwise encumbered	As a % of total Shares held	As a % of total Shares held	Number of equity shares held in dematerialised form
									Class X	Class Y	Total								
	(i)	(ii)	(iii)	(iv)	(v)	(vi)	(vii)	(viii)	(ix)	(x)	(xi)	(xii)	(xiii)	(xiv)	(xv)	(xvi)	(xvii)	(xviii)	
(1)	Indian																		
(a)	Individual/Hindu undivided family		0	0	0	0	0.00	0.00	0	0	0	0.00	0	0.00	0	0.00	0	0.00	0
(b)	Central Government/State Government(s)		0	0	0	0	0.00	0.00	0	0	0.00	0	0.00	0	0.00	0	0.00	0	
(c)	Financial Institutions/Banks		0	0	0	0	0.00	0.00	0	0	0.00	0	0.00	0	0.00	0	0.00	0	
(d)	Any Other		3	1697500000	0	1697500000	57.49	57.49	0	0	57.49	0	57.49	18.26	1635996011	96.38	1097500000	0	
(1)	Foreign																		
(a)	Foreign Institutional Investors (FII) / Foreign Venture Capital Investors (FVCI) / Foreign Portfolio Investors (FPI)		1	1185000000	0	1185000000	40.13	40.13	0	0	40.13	0	40.13	0	1185000000	96.65	1185000000	0	
(b)	Foreign Central Government/State Government(s)		1	405000000	0	405000000	13.72	13.72	0	0	13.72	0	13.72	0	405000000	94.62	405000000	0	
(c)	Foreign Individual/Non Resident Individuals/Foreign Institutions		3	1697500000	0	1697500000	57.49	57.49	0	0	57.49	0	57.49	18.26	1635996011	96.38	1697500000	0	
(d)	Foreign Government		0	0	0	0	0.00	0.00	0	0	0.00	0	0.00	0	0	0.00	0	0	
(e)	Foreign Government Institutions		0	0	0	0	0.00	0.00	0	0	0.00	0	0.00	0	0	0.00	0	0	
(f)	Foreign Portfolio Investor		0	0	0	0	0.00	0.00	0	0	0.00	0	0.00	0	0	0.00	0	0	
(g)	Any Other		0	0	0	0	0.00	0.00	0	0	0.00	0	0.00	0	0	0.00	0	0	
(h)	Sub-Total (A)(2)		0	0	0	0	0.00	0.00	0	0	0.00	0	0.00	0	0	0.00	0	0	
(i)	Total Shareholding of Promoter and Promoter Group (A)(1)+(A)(2)		3	1697500000	0	1697500000	57.49	57.49	0	0	57.49	0	57.49	18.26	1635996011	96.38	1697500000	0	




Table III - Statement showing shareholding pattern of the Public shareholder

Category	Category & Name of the Shareholder	PAN	No of Shareholders			No of Shares Underlying Depository Receipts	Total No of Shares Held (V+V+V+V)	Shareholding as a % of total no of shares (A+B+C)	No of Voting Rights			Total as a % of [A+B+C]	No of Shares Underlying Outstanding convertible securities (Including Warrants)	Shareholding as a % assuming full conversion of convertible Securities (as a percentage of diluted share capital)	Number of Locked in Shares	Number of Shares pledged or otherwise encumbered	As a % of total Shares held	As a % of total Shares held	Number of equity shares held in dematerialised form
			(i)	(ii)	(iii)				(iv)	(v)	(vi)								
									Class X	Class Y	Total	(x)	(xi)	(xii)	(xiii)	(xiv)	(xv)		
(a)	Institutions																		
(b)	Mutual Funds		3	8026164	0	8026164	0.27	8026164	0	0	0	0.27	0	0.00	NA	0	0.00	8026164	
(c)	Venture Capital Funds		0	0	0	0	0.00	0	0	0	0	0.00	0	0.00	NA	0	0.00	0	
(d)	Alternate Investment Funds		1	393273458	0	393273458	13.32	393273458	0	0	0	13.32	0	0.00	NA	0	0.00	393273458	
(e)	Foreign Venture Capital Investors		1	393273458	0	393273458	13.32	393273458	0	0	0	13.32	0	0.00	NA	0	0.00	393273458	
(f)	FPI LIMITED		27	82729405	0	82729405	2.80	82729405	0	0	0	2.80	0	0.00	NA	0	0.00	82729405	
(g)	Foreign Portfolio Investors		10	8392277	0	8392277	0.28	8392277	0	0	0	0.28	0	0.00	NA	0	0.00	8392277	
(h)	Financial Institutions/Banks		1	616172	0	616172	0.02	616172	0	0	0	0.02	0	0.00	NA	0	0.00	616172	
(i)	Insurance Companies		1	616172	0	616172	0.02	616172	0	0	0	0.02	0	0.00	NA	0	0.00	616172	
(j)	Pension Funds/Pension Funds		0	0	0	0	0.00	0	0	0	0	0.00	0	0.00	NA	0	0.00	0	
(k)	Sub Entity (BVI)		42	493037476	0	493037476	16.70	493037476	0	0	0	16.70	0	0.00	NA	0	0.00	493037476	
(l)	Central Government/State Government(s)/President of India		0	0	0	0	0.00	0	0	0	0	0.00	0	0.00	NA	0	0.00	0	
(m)	Sub Total (B+C)		0	0	0	0	0.00	0	0	0	0	0.00	0	0.00	NA	0	0.00	0	
(n)	Non-institutions																		
(o)	Individual shareholders holding nominal share capital		132398	167523567	0	167523567	5.67	167523567	0	0	0	5.67	57700	0.00	NA	0	0.00	167487181	
(p)	Individual shareholders holding nominal share capital in excess of Rs. 2 Lakhs		2105	153820464	0	153820464	5.21	153820464	0	0	0	5.21	2064000	0.00	NA	0	0.00	153820464	
(q)	WHF Cs Registered with RBI		8	751863	0	751863	0.03	751863	0	0	0	0.03	0	0.00	NA	0	0.00	751863	
(r)	Employee's Trusts		0	0	0	0	0.00	0	0	0	0	0.00	0	0.00	NA	0	0.00	0	
(s)	Overseas Depositories (Holding Dbs)(Balancing figure)		0	0	0	0	0.00	0	0	0	0	0.00	0	0.00	NA	0	0.00	0	
(t)	Any Other																		
(u)	FOREIGN COMPANIES		1	22301470	0	22301470	0.76	22301470	0	0	0	0.76	0	0.00	NA	0	0.00	22301470	
(v)	DIVERSIFIED CORPORATE BODIES		1	123896116	0	123896116	4.20	123896116	0	0	0	4.20	0	0.00	NA	0	0.00	123896116	
(w)	INVESTMENT INSTITUTIONS		1	123896116	0	123896116	4.20	123896116	0	0	0	4.20	0	0.00	NA	0	0.00	123896116	
(x)	INVESTMENT INSTITUTIONS		942	11847477	0	11847477	0.40	11847477	0	0	0	0.40	0	0.00	NA	0	0.00	11847477	
(y)	CLUBBING MEMBERS		144	2174649	0	2174649	0.07	2174649	0	0	0	0.07	0	0.00	NA	0	0.00	2174649	
(z)	NON RESIDENT INDIAN REPATRIABLE BODIES CORPORATES		311	1491866	0	1491866	0.05	1491866	0	0	0	0.05	0	0.00	NA	0	0.00	1491866	
(aa)	NON RESIDENT INDIAN REPATRIABLE BODIES CORPORATES		1144	278589405	0	278589405	9.43	278589405	0	0	0	9.43	0	0.00	NA	0	0.00	278589405	
(ab)	Sub Total (B+C)		137054	762395877	0	762395877	25.82	762395877	0	0	0	25.82	2064000	0.00	NA	0	0.00	762395877	
(ac)	Sub Total (B+C)		137054	762395877	0	762395877	25.82	762395877	0	0	0	25.82	2064000	0.00	NA	0	0.00	762395877	
(ad)	Total Public Shareholding (B + (B)(i)+(B)(ii)+(B)(iii))		137054	1255433353	0	1255433353	42.51	1255433353	0	0	0	42.51	4256	0.00	NA	0	0.00	1255397967	






Table IV - Statement showing shareholding pattern of the Non Promoter - Non Public Shareholder

Category	Category & Name of the Shareholder	PAN	No of Shareholders		No of fully paid up equity shares held	No of Partly paid-up equity shares held	No of Shares Underlying Depository receipts	Total No of Shares held (IV+V+VI)	Shareholding as a % of total no of shares (A+B+C2)	Number of Voting Rights held in each class of securities			No of Shares Underlying Outstanding convertible securities (including Warrants)	Shareholding as a % assuming full conversion of convertible Securities (as a percentage of diluted share capital)	Number of Locked in Shares		Number of Shares pledged or otherwise encumbered	Number of equity shares held in dematerialized form
			(I)	(II)						Class X	Class Y	Total			No.	As a % of total Shares held		
(1)	Individual/GR Holder	(I)			(IV)	(V)	(VI)	(VIII)				(X)	(XI)					
(2)	Employee Benefit Trust (under a Trust/Share-based Employee Benefit) Regd.																	
	Total Non-Promoter-Non Public Shareholding (C) = (C1)+(C2)				0	0	0	0.00	0.00	0	0	0	0.00	0	0.00	0	0.00	0



Details of the shareholders acting as persons in Concert including their Shareholding:

Name of Shareholder	Name of PAC	No of shares	Holding%
Total:		0	0



Details of Shares which remain unclaimed may be given hear along with details such as number of shareholders,

No of Shareholders	No of shares
98	32100

