

Format of Holding of Specified securities

1. Name of Listed Entity: RattanIndia Power Limited
2. Scrip Code/Name of Scrip/Class of Security: 533122/RTNPOWER/EQUITY SHARES
3. Share Holding Pattern Filed under: Reg-31(1)(a)/Reg.31(1)(b)/Reg-31(1)(c)
 a. if under 31(1)(b) then indicate the report for quarter ending: 31/03/2016
 b. if under 31(1)(c) then indicate date of allotment/extinguishment

4. Declaration : The Listed entity is required to submit the following declaration to the extent of submission of information:

Particulars	YES*	NO*
a Whether the Listed Entity has issued any partly paid up shares		NO
b Whether the Listed Entity has issued any Convertible Securities or Warrants?	YES	
c Whether the Listed Entity has any shares against which depository receipts are issued?	YES	NO
d Whether the Listed Entity has any shares in locked-in?	YES	
e Whether any shares held by promoters are pledge or otherwise encumbered?	YES	

*if the Listed Entity selects the option 'NO' for the questions above, the columns for the partly paid up shares, Outstanding Convertible Securities/Warrants, depository receipts, locked-in shares, No of shares pledged or otherwise encumbered by promoters, as applicable, shall not be displayed at the time of dissemination on the Stock Exchange website. Also wherever there is 'No' declared by Listed entity in above table the values will be considered as 'Zero' by default on submission of the format of holding of specified securities.

5 The tabular format for disclosure of holding of specified securities is as follows:




Table 1 - Summary Statement holding of specified securities

Category	Category of Shareholder	No of Shareholders	No of fully paid up equity shares held	No of partly paid-up equity shares held	No of Shares Underlying Depository Receipts	Total No of Shares Held (VII) = (V)+(VI)	Shareholding as a % of total no of shares (As a % of (A+B+C2))	Number of Voting Rights held in each class of securities			Total as a % of (A+B+C)	No of Shares Underlying Outstanding convertible securities (Including Warrants)	Shareholding as a % assuming full conversion of convertible Securities (as a percentage of)	Number of Locked in Shares		Number of Shares pledged or otherwise encumbered	Number of equity shares held in dematerialized form
								Class X	Class Y	Total				No.	As a % of total Shares held		
(i)	(ii)	(iii)	(iv)	(v)	(vi)	(vii)	(viii)	(ix)	(x)	(xi)	(xii)	(xiii)	(xiv)	(xv)	(xvi)	(xvii)	
(A)	Promoter & Promoter Group	3	1697500000	0	0	1697500000	57.49	0	1697500000	57.49	2404000	57.44	310000000	18.26	165023735	97.21	1697500000
(B)	Public	13797	125543353	0	0	125543353	42.51	0	125543353	42.51	0	0.00	0	0.00	0	0	1246979193
(C)	Non Promoter-Non Public	0	0	0	0	0	0.00	0	0	0.00	0	0.00	0	0.00	0	0	0
(C1)	Shares underlying DRS	0	0	0	0	0	0.00	0	0	0.00	0	0.00	0	0.00	0	0	0
(C2)	Shares held by Employees Trusts	0	0	0	0	0	0.00	0	0	0.00	0	0.00	0	0.00	0	0	0
	Total:	13760	295293353	0	0	295293353	100.00	0	295293353	100.00	2404000	100.00	310000000	18.26	165023735	97.21	2944479193




Table II - Statement showing shareholding pattern of the Promoter and Promoter Group

Category	Category & Name of the Shareholder	PAN	No. of Shareholders	No. of fully paid up equity shares held	No. of partly paid equity shares held	No. of Shares Underlying Depository Receipts	Total No. of Shares Held (IV+V+VI)	Shareholding as a % of total (calculated as per SCRR, 1957 (VIII) As a % of (A+B+C2)	Number of Voting Rights held in each class of securities				No. of Shares Underlying Outstanding convertible securities (including Warrants)	Shareholding as a % convertible securities assuming full conversion of diluted share capital (VII+X) As a % of (A+B+C2)	Number of Locked in Shares	Number of Shares pledged or otherwise encumbered	As a % of total Shares held	Number of equity shares held in dematerialized form
									Class X	Class Y	Total	Total						
(1)	(a) Indian Individuals/Hindu undivided Family	(U)	(II)	(IV)	(V)	(VI)	(VII)	(VIII)	(IX)	(X)	(XI)	(XII)	(XIII)	(XIV)	(XV)	(XVI)	(XVII)	(XVIII)
(2)	(b) Central Government/State Government(s)																	
(3)	(c) Financial Institutions/Banks																	
(4)	(d) Any Other																	
(5)	(a) IPI IPR SCHEME TRUST																	
(6)	(b) RATTANINDIA INFRASTRUCTURE LIMITED																	
(7)	(c) IR INFRALANDS PRIVATE LIMITED																	
(8)	(d) Sub-Total (A)(1)																	
(9)	(a) Foreign																	
(10)	(b) Individuals (Non-Resident Individuals/Foreign Individuals)																	
(11)	(c) Government Institutions																	
(12)	(d) Foreign Portfolio Investor																	
(13)	(e) Any Other																	
(14)	(a) Sub-Total (A)(2)																	
(15)	(b) Total Shareholding of Promoter and Promoter Group (A)(A)(1)+(A)(2)																	




Table III - Statement showing shareholding pattern of the Public shareholder

Category	Category & Name of the Shareholder	PAN	No of Shareholders	No of fully paid up equity shares held	No of Partly paid up equity shares held	No of Shares Underlying Depository Receipts	Total No of Shares Held (MV+VV)	Shareholding as a % of total (A+B+C)	Number of Voting Rights held in each class of securities			Total as a % of (A+B+C)	No of Shares Underlying Outstanding Warrants (Including Warrants)	Shareholding as a % assuming full conversion of Warrants (as a percentage of diluted share capital)	Number of Locked in Shares	Number of Shares pledged or otherwise encumbered		Number of equity shares held in dematerialized form		
									Class X	Class Y	Total					No.	As a % of total Shares held		No.	As a % of total Shares held
(1)	Institutions	(U)	(U)	(V)	(V)	(U)	(U)	(U)	(U)	(U)	(U)	(U)	(U)	(U)	(U)	(U)	(U)			
(2)	Mutual Funds		5	775943	0	0	775943	0.26	775943	0	0	0.26	0	0.00	0	0.00	775943			
(3)	Venture Capital Funds		0	0	0	0	0	0.00	0	0	0	0.00	0	0.00	0	0.00	0			
(4)	Alternative Investment Funds		0	0	0	0	0	0.00	0	0	0	0.00	0	0.00	0	0.00	0			
(5)	Foreign Venture Capital Investors		2	41864542	0	0	41864542	14.13	41864542	0	0	14.13	0	0.00	0	0.00	41864542			
(6)	Foreign Portfolio Investors/ Foreign Institutional Investors	AAEF7498N	1	35272945	0	0	35272945	12.21	35272945	0	0	12.21	0	0.00	0	0.00	35272945			
(7)	Goldman Sachs India Fund Limited	AAJCG269C	29	89129451	0	0	89129451	3.02	89129451	0	0	3.02	0	0.00	0	0.00	89129451			
(8)	Banks		10	40378765	0	0	40378765	1.37	40378765	0	0	1.37	0	0.00	0	0.00	40378765			
(9)	Insurance Companies		1	8381138	0	0	8381138	0.28	8381138	0	0	0.28	0	0.00	0	0.00	8381138			
(10)	Provident Funds/Pension Funds		1	616172	0	0	616172	0.02	616172	0	0	0.02	0	0.00	0	0.00	616172			
(11)	Sovereign Wealth Funds		0	0	0	0	0	0.00	0	0	0	0.00	0	0.00	0	0.00	0			
(12)	Sovereign Wealth Funds		47	524412246	0	0	524412246	17.76	524412246	0	0	17.76	0	0.00	0	0.00	524412246			
(13)	Central Government/State Government(s)/President of India		0	0	0	0	0	0.00	0	0	0	0.00	0	0.00	0	0.00	0			
(14)	State Total (B)(1)		0	0	0	0	0	0.00	0	0	0	0.00	0	0.00	0	0.00	0			
(15)	Individual shareholders holding nominal share capital up to Rs.2 lakhs		33380	151059175	0	0	151059175	5.12	151059175	0	0	5.12	0	0.00	0	0.00	151059175			
(16)	Individual shareholders holding nominal share capital in excess of Rs.2 lakhs		1609	122870470	0	0	122870470	4.16	122870470	0	0	4.16	0	0.00	0	0.00	122870470			
(17)	NRFCs Registered with RBI		134689	273926645	0	0	273926645	9.28	273926645	0	0	9.28	0	0.00	0	0.00	273926645			
(18)	Employees' Trusts		8	5412151	0	0	5412151	0.18	5412151	0	0	0.18	0	0.00	0	0.00	5412151			
(19)	Overseas Depositories (Holding Dbs)(Balance), (figure in US\$)		0	0	0	0	0	0.00	0	0	0	0.00	0	0.00	0	0.00	0			
(20)	Overseas Depositories (Holding Dbs)(Balance), (figure in US\$)		262	45173931	0	0	45173931	15.26	45173931	0	0	15.26	0	0.00	0	0.00	45173931			
(21)	Overseas Depositories (Holding Dbs)(Balance), (figure in US\$)		2	30726470	0	0	30726470	1.04	30726470	0	0	1.04	0	0.00	0	0.00	30726470			
(22)	Overseas Depositories (Holding Dbs)(Balance), (figure in US\$)		2	134226116	0	0	134226116	4.55	134226116	0	0	4.55	0	0.00	0	0.00	134226116			
(23)	JVM India Internet Ventures Limited	AAJCL2201D	1	134226116	0	0	134226116	4.55	134226116	0	0	4.55	0	0.00	0	0.00	134226116			
(24)	Clearing Members		1187	11180949	0	0	11180949	0.38	11180949	0	0	0.38	0	0.00	0	0.00	11180949			
(25)	Overseas Depositories (Holding Dbs)(Balance), (figure in US\$)		301	3897793	0	0	3897793	0.13	3897793	0	0	0.13	0	0.00	0	0.00	3897793			
(26)	Overseas Depositories (Holding Dbs)(Balance), (figure in US\$)		122	21865000	0	0	21865000	7.42	21865000	0	0	7.42	0	0.00	0	0.00	21865000			
(27)	Overseas Depositories (Holding Dbs)(Balance), (figure in US\$)	AAJCS134E	1	731021107	0	0	731021107	24.78	731021107	0	0	24.78	0	0.00	0	0.00	731021107			
(28)	State Total (B)(2)		137597	2154483353	0	0	2154483353	42.51	2154483353	0	0	42.51	0	0.00	0	0.00	2154483353			
(29)	Total Public Shareholding (B) = (B)(1)+(B)(2)+(B)(3)		137597	2154483353	0	0	2154483353	42.51	2154483353	0	0	42.51	0	0.00	0	0.00	2154483353			





Table IV - Statement showing shareholding pattern of the Non Promoter - Non Public Shareholder

Category	Category & Name of the Shareholder	PAN	No of Shareholders	No of fully paid up equity shares held	No of Party paid-up equity shares held	No of Shares Underlying Depository Receipts	Total No of Shares Held (IV+V+VI)	Shareholding as a % of total no of shares (A+B+C)	Number of Voting Rights held in each class of securities			No of Shares Underlying Outstanding convertible securities (including Warrants)	Shareholding as a % assuming full conversion of convertible securities (as a percentage of diluted share capital)	Number of Locked in Shares		Number of Shares pledged or otherwise encumbered	Number of equity shares held in dematerialized form
									Class X	Class Y	Total			No.	As a % of total Shares held		
			(I)	(IV)	(V)	(VI)	(VII)	(VIII)	(IX)	(X)	(XI)	(XII)	(XIII)	(XIV)	(XV)	(XVI)	(XVII)
(1)	Custodian/DR Holder		0	0	0	0	0	0.00	0	0	0	0	0.00	0	0.00	NA	0
(2)	Employee Benefit Trust (under SEBI (Share based Employee Benefit) Regulations 2014)		0	0	0	0	0	0.00	0	0	0	0	0.00	0	0.00	NA	0
	Total Non-Promoter-Non Public Shareholding (C) =		0	0	0	0	0	0.00	0	0	0	0	0.00	0	0.00	NA	0
	(C1)+(C2)		0	0	0	0	0	0.00	0	0	0	0	0.00	0	0.00	NA	0



Details of Shares which remain unclaimed may be given hear along with details such as number of shareholders,	
No of Shareholders	No of shares
876	32100