

Format of Holding of Specified securities

1. Name of Listed Entity: RATTANINDIA POWER LIMITED
2. Scrip Code/Name of Scrip/Class of Security: 533122.RTNPOWER
3. Share Holding Pattern Filled under: Reg-31(1)(b)/Reg-31(1)(c)

a. if under 31(1)(b) then indicate the report for quarter ending 30/06/2016
 b. if under 31(1)(c) then indicate date of allotment/extinguishment

4. Declaration : The Listed entity is required to submit the following declaration to the extent of submission of information:

Particulars	YES*	NO*
a. Whether the Listed Entity has issued any partly paid up shares	YES*	NO
b. Whether the Listed Entity has issued any Convertible Securities or Warrants?	YES	NO
c. Whether the Listed Entity has any shares against which depository receipts are issued?	YES	
d. Whether the Listed Entity has any shares in locked-in?	YES	
e. Whether any shares held by promoters are pledge or otherwise encumbered?	YES	

*If the Listed Entity selects the option 'NO' for the questions above, the columns for the partly paid up shares, Outstanding Convertible Securities/Warrants, depository receipts, locked-in shares, No of shares pledged or otherwise encumbered by promoters, as applicable, shall not be displayed at the time of dissemination on the Stock Exchange website. Also wherever there is 'No' declared by Listed entity in above table the values will be considered as 'Zero' by default on submission of the format of holding of specified securities.

5 The tabular format for disclosure of holding of specified securities is as follows:



RattanIndia Power Limited

(Formerly Indiabulls Power Ltd.)

Registered Office: 5th Floor, Tower-B, Worldmark 1, Aerocity, New Delhi -110037
 Tel: +91 11 66612666 Fax: +91 11 66612777

Website: www.rattanindia.com

CIN: L40102DL2007PLC169082

Table 1 - Summary Statement holding of specified securities

Category	Category of Shareholder	No. of Shareholders	No. of fully paid up equity shares held	No. of Equity paid-up equity shares held	No. of Shares Underlying Depository Receipts	Total No. of Shares held (VII) = (V)+(VI)+(VII)	Shareholding as a % of total no. of shares (as a % of (A+B+C))	Number of Voting Rights held in each class of securities	No. of Voting Rights	Total as a % of (A+B+C)	No. of Shares Underlying convertible securities (including Warrants)	Shareholding as a % of convertible Securities (as a percentage of)	No.	Number of Locked in Shares	As a % of total Shares held	Number of Shares pledged or otherwise encumbered	As a % of total Shares held	Number of Equity shares held in dematerialised form
	(I)	(II)	(III)	(IV)	(V)	(VI)	(VII)	(VIII)	Class X	Class Y	(IX)	(X)	(XI)	(XII)	(XIII)	(XIV)	(XV)	(XVI)
(A)	Promoter & Promoter Group	3	1697500000	0	0	1697500000	57.48	1697500000	0	1697500000	0	57.48	310000000	18.26	165023735	97.21	1697500000	1697500000
(B)	Public	136750	1255433353	0	0	1255433353	42.51	1255433353	0	1255433353	2640000	42.56	0	0	0	0	0	1246877967
(C)	Non Promoter-Non Public	0	0	0	0	0	0	0	0	0	0	0	0	0	0	0	0	0
(D)	Shares underlying DRs	0	0	0	0	0	0	0	0	0	0	0	0	0	0	0	0	0
(E)	Shares held by Employee Trusts	0	0	0	0	0	0	0	0	0	0	0	0	0	0	0	0	0
	Total:	136753	2952933353	0	0	2952933353	100.00	2952933353	0	2952933353	2640000	100.00	310000000	18.26	165023735	97.21	2944477967	





Table II - Statements showing shareholding pattern of the Promoter and Promoter Group

Category	Category & Name of the Shareholder	PAN	No of Shareholders	No of fully paid up equity shares held	No of Partly paid up equity shares held	No of Shares Underlying Depository Receipts	Total No of Shares Held (IV+V+VI)	Shareholding as a % of total no of shares (calculated as per SCRR, 1957 (VIII) As a % of (A+B+C2))	Number of Voting Rights held in each class of securities		Total as a % of (A+B+C2)	No of Shares Underlying Outstanding convertible securities (including Warrants)	Shareholding as a % conversion of convertible securities (as a percentage of diluted share capital) (VII)(X) As a % of (A+B+C2)	Number of Locked in Shares	As a % of total Shares held	No. of Shares pledged or otherwise encumbered	As a % of total Shares held	Number of equity shares held in dematerialized form
									Class X	Class Y	Total	(X)	(X)	(XII)	(XII)	(XIII)	(XIII)	
(1)	Indian Individuals/Hindu undivided Family	(ii)	(iii)	(iv)	(v)	(vi)	(vii)	(viii)										
(a)	Central Government/State Government(s)		0	0	0	0	0	0.00	0	0	0	0	0.00	0	0.00	0	0.00	0
(b)	Financial Institutions/Banks		0	0	0	0	0	0.00	0	0	0	0	0.00	0	0.00	0	0.00	0
(c)	Any Other		3	1,697,50,000	0	0	1,697,50,000	57.44	0	0	0	0	57.44	0	18.26	1,69,22,375	97.21	1,69,22,375
(d)	PA-PS4 SCHEME TRUST	AAAT9002K	1	107,50,000	0	0	107,50,000	3.64	0	0	0	0	3.64	0	0.00	107,50,000	100.00	107,50,000
(e)	RATTANINDIA INFRASTRUCTURE LIMITED	AACG4445K	1	11,85,00,000	0	0	11,85,00,000	40.13	0	0	0	0	40.13	0	0.00	11,85,00,000	100.00	11,85,00,000
(f)	RATTANINDIA PRIVATE LIMITED	AAGG2334K	1	40,50,00,000	0	0	40,50,00,000	13.72	0	0	0	0	13.72	0	76.54	35,72,375	88.33	40,50,00,000
(g)	Sub-Total (A)(1)		3	1,97,75,00,000	0	0	1,97,75,00,000	57.48	0	0	0	0	57.48	0	18.26	1,69,22,375	97.21	1,97,75,00,000
(h)	Foreign Individuals (Non-Resident Individuals)/Foreign Individuals		0	0	0	0	0	0.00	0	0	0	0	0.00	0	0.00	0	0.00	0
(i)	Government Institutions		0	0	0	0	0	0.00	0	0	0	0	0.00	0	0.00	0	0.00	0
(j)	Foreign Portfolio Investor		0	0	0	0	0	0.00	0	0	0	0	0.00	0	0.00	0	0.00	0
(k)	Any Other		0	0	0	0	0	0.00	0	0	0	0	0.00	0	0.00	0	0.00	0
(l)	Sub-Total (A)(2)		0	0	0	0	0	0.00	0	0	0	0	0.00	0	0.00	0	0.00	0
(m)	Total Shareholding of Promoter and Promoter Group (A)(A1)+(A)(A2)		3	1,97,75,00,000	0	0	1,97,75,00,000	57.48	0	0	0	0	57.48	0	18.26	1,69,22,375	97.21	1,97,75,00,000



Table III - Statement showing shareholding pattern of the Public shareholder

Category & Name of the Shareholder	PAN	No of Shareholders	No of fully paid up equity shares held	No of partly paid-up equity shares held	No of Shares Underlying Warrants	Total No of Shares Held (V+VW)	Shareholding as a % of Total (V+VW)	No of Voting Rights			Total as a % of (V+VW)	No of Shares Underlying Outstanding Warrants (Including Warrants)	Shareholding as a % assuming full conversion of outstanding warrants (including warrants dilated share capital)	No. of Locked in Shares	No. of Shares pledged or otherwise encumbered	Number of Shares held in dematerialized form
								Class X	Class Y	Total						
(1) Institutions	(2)	(3)	(4)	(5)	(6)	(7)	(8)	(9)	(10)	(11)	(12)	(13)	(14)	(15)	(16)	(17)
(a) Venture Capital Funds		0	0	0	0	770372	0.36	0	0	770372	0.36	0	0	0	0	770372
(b) Alternate Investment Funds		0	0	0	0	0	0.00	0	0	0	0.00	0	0	0	0	0
(c) Foreign Venture Capital Investors		2	40368633	0	0	40368633	13.67	0	0	40368633	13.67	0	0	0	0	40368633
(d) FPIs (FPIs)	AA877991N	1	39327248	0	0	39327248	13.32	0	0	39327248	13.32	0	0	0	0	39327248
(e) FPIs (FPIs)	AA0000000	1	10270974	0	0	10270974	3.45	0	0	10270974	3.45	0	0	0	0	10270974
(f) Financial Institutions/Banks		10	6664897	0	0	6664897	0.29	0	0	6664897	0.29	0	0	0	0	6664897
(g) Insurance Companies		1	616172	0	0	616172	0.03	0	0	616172	0.03	0	0	0	0	616172
(h) Provident Funds/Pension Funds		0	0	0	0	0	0.00	0	0	0	0.00	0	0	0	0	0
(i) SoS (SoS (B))		50	5210084	0	0	5210084	17.45	0	0	5210084	17.45	0	0	0	0	5210084
(j) Central Government/State Government(s)/President of India		0	0	0	0	0	0.00	0	0	0	0.00	0	0	0	0	0
(k) SoS (SoS (B))		0	0	0	0	0	0.00	0	0	0	0.00	0	0	0	0	0
(l) Special Dividend		0	0	0	0	0	0.00	0	0	0	0.00	0	0	0	0	0
(m) Individual Shareholder holding nominal share capital in excess of Rs. 1 Lakhs		13282	15176566	0	0	15176566	5.12	0	0	15176566	5.12	15690	0	0	0	15176566
(n) NPS, SIPs, etc.		1651	12353878	0	0	12353878	4.18	0	0	12353878	4.18	0	0	0	0	12353878
(o) Employees Trusts		0	5319154	0	0	5319154	1.91	0	0	5319154	1.91	0	0	0	0	5319154
(p) Overseas Depositories (Including Depositories/Foreign) (FPIs)		0	0	0	0	0	0.00	0	0	0	0.00	0	0	0	0	0
(q) Other Central entities		2	3072670	0	0	3072670	1.04	0	0	3072670	1.04	0	0	0	0	3072670
(r) Other entities		1	13021116	0	0	13021116	4.41	0	0	13021116	4.41	0	0	0	0	13021116
(s) LAM INDIA INTERVENT VENTURES LIMITED	AA402201Q	1	13021116	0	0	13021116	4.41	0	0	13021116	4.41	0	0	0	0	13021116
(t) Non Resident Indians		1231	1235121	0	0	1235121	0.42	0	0	1235121	0.42	0	0	0	0	1235121
(u) Resident Indians		237	2518448	0	0	2518448	0.89	0	0	2518448	0.89	0	0	0	0	2518448
(v) Resident Corporate Entities LIMITED	AA001544E	1235	27816062	0	0	27816062	9.42	0	0	27816062	9.42	0	0	0	0	27816062
(w) SoS (SoS (B))		13070	23002000	0	0	23002000	7.42	0	0	23002000	7.42	0	0	0	0	23002000
(x) SoS (SoS (B))		13070	23002000	0	0	23002000	7.42	0	0	23002000	7.42	0	0	0	0	23002000
(y) Total Public Shareholding (B) (B)+(C)+(D)+(E)+(F)+(G)+(H)+(I)+(J)+(K)+(L)+(M)+(N)+(O)+(P)+(Q)+(R)+(S)+(T)+(U)+(V)+(W)+(X)+(Y)		530750	52543333	0	0	52543333	18.21	0	0	52543333	18.21	0	0	0	0	52543333






Table IV - Statement showing shareholding pattern of the Non Promoter - Non Public Shareholder

Category	Category & Name of the Shareholder	PAN	No of Shareholders	No of fully paid up equity shares held	No of partly paid-up equity shares held	No of Shares held in Demat Accounts	Total No of Shares held (A+B+C)	Shareholding as a % of total (A+B+C)	No of Voting Rights			No of Shares Underlying Outstanding convertible securities (including Warrants)	Shareholding as a % assuming full conversion of convertible securities (including share capital)	Number of Locked in Shares		Number of Shares pledged or otherwise encumbered		Number of equity shares held in dematerialized form	
									Class X	Class Y	Total			As a % of total	No.	As a % of total	No.		As a % of total
(1)	Director/DIN Holder	(U)	(U)	(U)	(U)	(U)	(U)	(U)											
(2)	Employee Benefit Fund Under SEBI (Share based Employee Benefit) Rules		0	0	0	0	0	0.00	0	0	0	0	0.00	0	0	0.00	0	0	0
	Total Non-Promoter-Non Public Shareholding (1 + (2) + (3))		0	0	0	0	0	0.00	0	0	0	0	0.00	0	0	0.00	0	0	0

Details of Shares which remain unclaimed may be given hear along with details such as number of shareholders,

No of Shareholders	No of shares
876	32100

