

Format of Holding of Specified securities

1.	Name of Listed Entity	: RATTANINDIA POWER LIMITED
2.	Scrip Code/Name of Scrip/Class of Security	: 533122/RTNPOWER/EQUITY
3.	Share Holding Pattern Filed under: Reg. 31(1)(a)/Reg.31(1)(b)/Reg.31(1)(c)	: Reg.31(1)(b)
	a. if under 31(1)(b) then indicate the report for quarter ending	: 31/12/2015
	b. if under 31(1)(c) then indicate date of allotment/extinguishment	: N.A
4.	Declaration : The Listed entity is required to submit the following declaration to the extent of submission of information:	
	Particulars	YES*
a	Whether the Listed Entity has issued any partly paid up shares	NO*
b	Whether the Listed Entity has issued any Convertible Securities or Warrants?	NO
c	Whether the Listed Entity has any shares against which depository receipts are issued?	YES
d	Whether the Listed Entity has any shares in locked-in?	YES
e	Whether any shares held by promoters are pledge or otherwise encumbered?	YES

*if the Listed Entity selects the option 'NO' for the questions above, the columns for the partly paid up shares, Outstanding Convertible Securities/Warrants, depository receipts, locked-in shares, No of shares pledged or otherwise encumbered by promoters, as applicable, shall not be displayed at the time of dissemination on the Stock Exchange website. Also wherever there is 'No' declared by Listed entity in above table the values will be considered as 'Zero' by default on submission of the format of holding of specified securities.

5 The tabular format for disclosure of holding of specified securities is as follows:

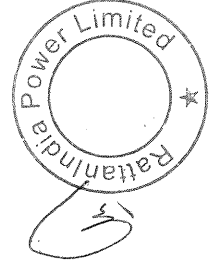



Table I - Summary Statement holding of specified securities

Category	Category of Shareholder	No of Shareholders	No of fully paid up equity shares held	No of Partly paid-up equity shares held	No of Shares Underlying Depository Receipts	Total No of Shares Held (i)+(v)+(vi)+(vii)	Shareholding as a % of total no of shares (A+B+C2)	Number of Voting Rights securities			Shareholding % assuming full conversion of Securities (as a percentage of diluted share capital)	No of Shares Underlying Outstanding convertible securities (Including Warrants)	As a % of total Shares held	Number of Locked in Shares or otherwise encumbered	As a % of total Shares held	Number of equity shares held in dematerialized form
								Class X	Class Y	Total						
(I)	(II)	(III)	(IV)	(V)	(VI)	(VII)	(VIII)	(IX)			(X)	(XI)	(XII)	(XIII)	(XIV)	
	Promoter & Promoter Group	3	1697500000	0	0	1697500000	57.49	1697500000	0	1697500000	57.49	3100000000	10.50	1650223735	97.21	1697500000
(B)	Public	138124	1255433353	0	0	1255433353	42.51	1255433353	0	1255433353	42.51	0	0.00	NA	NA	1246969193
(C)	Non Promoter-Non Public Shares underlying DRs	0	0	0	0	0	0.00	0	0	0	0.00	0	0.00	NA	NA	0
(C2)	Shares held by Employees Trusts	0	0	0	0	0	0.00	0	0	0	0.00	0	0.00	NA	NA	0
	Total:	138127	2952933353	0	0	2952933353	100.00	2952933353	0	2952933353	100.00	3100000000	10.50	1650223735	97.21	2944469193



Handwritten signature or initials.

Table II - Statement showing shareholding pattern of the Promoter and Promoter Group

Category	Category & Name of the Shareholder	PAN	No of Shareholders	No of fully paid up equity shares held	No of Partly paid-up equity shares held	No of Shares Underlying Depository Receipts	Total No of Shares Held (V+V+V)	Shareholding as a % of total no of shares (A+B+C)	No of Voting Rights			Total as a % of (A+B+C)	No of Shares Underlying Outstanding convertible securities (Including Warrants)	Shareholding as a % assuming full conversion of convertible Securities (as a percentage of diluted share capital)	Number of Locked in Shares	Number of Shares pledged or otherwise encumbered	Number of equity Shares held in dematerialized form	
									Class X	Class Y	Total							
(I)	(II)	(III)	(IV)	(V)	(VI)	(VII)	(VIII)	(IX)	(X)	(XI)	(XII)	(XIII)	(XIV)					
(a)	Indian Individuals/Hindu Undivided Family		0	0	0	0	0	0.00	0	0	0	0.00	0	0.00	0	0.00	0	
(b)	Central Government/State Government(s)		0	0	0	0	0	0.00	0	0	0	0.00	0	0.00	0	0.00	0	
(c)	Financial Institutions/banks		0	0	0	0	0	0.00	0	0	0	0.00	0	0.00	0	0.00	0	
(d)	Any Other		3	1697500000	0	0	1697500000	57.49	1697500000	0	1697500000	57.49	0	57.44	310000000	165023735	97.21	1697500000
	RATTANINDIA INFRASTRUCTURE LIMITED	AACC14485N	1	1185000000	0	0	1185000000	40.13	1185000000	0	1185000000	40.13	0	40.10	1185000000	100.00	1185000000	
	RR INFRALANDS PRIVATE LIMITED	AAGCR2534K	1	405000000	0	0	405000000	13.72	405000000	0	405000000	13.72	0	13.70	310000000	357723735	88.33	405000000
	IPL PPSL SCHEME TRUST	AAAT19002N	1	1075000000	0	0	1075000000	3.64	1075000000	0	1075000000	3.64	0	3.64	1075000000	100.00	1075000000	
(2)	Sub-Total (A)(1)		3	1697500000	0	0	1697500000	57.49	1697500000	0	1697500000	57.49	0	57.44	310000000	165023735	97.21	1697500000
	Foreign Individuals (Non-Resident Individuals/Foreign Individuals)		0	0	0	0	0	0.00	0	0	0	0.00	0	0.00	0	0.00	0	
(b)	Government		0	0	0	0	0	0.00	0	0	0	0.00	0	0.00	0	0.00	0	
(c)	Institutions		0	0	0	0	0	0.00	0	0	0	0.00	0	0.00	0	0.00	0	
	Foreign Portfolio Investor		0	0	0	0	0	0.00	0	0	0	0.00	0	0.00	0	0.00	0	
(d)	Any Other		0	0	0	0	0	0.00	0	0	0	0.00	0	0.00	0	0.00	0	
(e)	Sub-Total (A)(2)		0	0	0	0	0	0.00	0	0	0	0.00	0	0.00	0	0.00	0	
	Total Shareholding of Promoter and Promoter Group (A)-(A)(1)-(A)(2)		3	1697500000	0	0	1697500000	57.49	1697500000	0	1697500000	57.49	0	57.44	310000000	165023735	97.21	1697500000


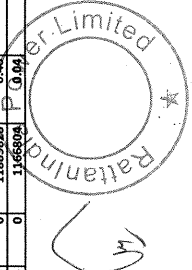


Table III - Statement showing shareholding pattern of the Public shareholder

Category	Name of the Shareholder	PAN	No of Shareholders	No of fully paid up equity shares held	No of Parity paid-up equity shares held	No of Shares Underlying Depository Receipts	Total No of Shares Held (IV+V+VI)	Shareholding as a % of total (A+B+C2)	Number of Voting Rights held in each class of securities			No of Shares Underlying Outstanding convertible securities (Including Warrants)	Shareholding as a % assuming full conversion of convertible Securities (as a percentage of diluted share capital)	Number of Locked in Shares	Number of Shares pledged or otherwise encumbered	Number of equity shares held in dematerialized form
									Class X	Class Y	Total					
(i)	(ii)	(iii)	(iv)	(v)	(vi)	(vii)	(viii)	(ix)			(x)	(xi)	(xii)	(xiii)	(xiv)	
(L)	Institutions															
(a)	Mutual Funds		4	6014324	0	6014324	0.20	6014324	0	6014324	0	0.20	0	0.00	NA	6014324
(b)	Venture Capital Funds		0	0	0	0	0.00	0	0	0	0	0.00	0	0.00	NA	0
(c)	Alternate investment		0	0	0	0	0.00	0	0	0	0	0.00	0	0.00	NA	0
(d)	Foreign Venture Capital Investors		2	428362342	0	428362342	14.51	428362342	0	428362342	0	14.50	0	0.00	NA	428362342
	FIM Limited	AABF7498N	1	393273458	0	393273458	13.32	393273458	0	393273458	0	13.31	0	0.00	NA	393273458
	Aquarius Ventures Pre Ltd.	AA8CH7596J	1	35088884	0	35088884	1.19	35088884	0	35088884	0	1.19	0	0.00	NA	35088884
(e)	FIs & Foreign Portfolio Investors		21	73000583	0	73000583	2.47	73000583	0	73000583	0	2.47	0	0.00	NA	73000583
	Goldman Sachs India Fund Limited	AADCG0260C	1	40378765	0	40378765	1.37	40378765	0	40378765	0	1.37	0	0.00	NA	40378765
(f)	Banks		10	7753823	0	7753823	0.26	7753823	0	7753823	0	0.26	0	0.00	NA	7753823
(g)	Insurance Companies		1	616172	0	616172	0.02	616172	0	616172	0	0.02	0	0.00	NA	616172
	Provident Funds/pension Funds		0	0	0	0	0.00	0	0	0	0	0.00	0	0.00	NA	0
(h)	Any Other															
(i)	Sub Total (B)(1) Central		38	515747244	0	515747244	17.46	515747244	0	515747244	0	17.45	0	0.00	NA	515747244
(2)	Government/State Government(s)/President of India		0	0	0	0	0.00	0	0	0	0	0.00	0	0.00	NA	0
(3)	Sub Total (B)(2) Non-institutions		0	0	0	0	0.00	0	0	0	0	0.00	0	0.00	NA	0
	Individual shareholders holding nominal share capital up to Rs.2 lakhs		133824	151027475	0	151027475	5.11	151027475	0	151027475	0	5.11	40000	0.00	NA	150988315
	Individual shareholders holding nominal share capital in excess of Rs. 2 Lakhs		1610	127373622	0	127373622	4.31	127373622	0	127373622	0	4.39	2364000	0.00	NA	127373622
(a)	Individual NBFCs Registered with RBI		135434	278401097	0	278401097	9.42	278401097	0	278401097	0	9.50	2404000	0.00	NA	278361937
(b)	Employee Trusts		9	5840797	0	5840797	0.20	5840797	0	5840797	0	0.20	0	0.00	NA	5840797
(c)	Overseas Depositories (Holding Dirs./Balancing figure)		0	0	0	0	0.00	0	0	0	0	0.00	0	0.00	NA	0
(d)	Any Other		0	0	0	0	0.00	0	0	0	0	0.00	0	0.00	NA	0
(e)	Other Foreign Entities Overseas Bodies		2	30726470	0	30726470	1.04	30726470	0	30726470	0	1.04	0	0.00	NA	2501470
	Corporate LNM India Internet Ventures Ltd.	AA8CL2201Q	1	134236116	0	134236116	4.55	134236116	0	134236116	0	4.54	0	0.00	NA	134236116
	Non Resident Indians		1187	11889828	0	11889828	0.40	11889828	0	11889828	0	0.40	0	0.00	NA	11889828
	Clearing Members		118	1166804	0	1166804	0.04	1166804	0	1166804	0	0.04	0	0.00	NA	1166804



Domestic Bodies	277424997	277424997	277424997	277424997	277424997	277424997	277424997	277424997	277424997	277424997	277424997	277424997	277424997	277424997	277424997	277424997	277424997	277424997	277424997	
Corporate	1335																			
Indiabilis Real Estate Limited		AABC15194F																		
Sub Total (B)(3)	1	219050000																		
Total Public Shareholding (B) = (B)(1)+(B)(2)+(B)(3)	138086	739686109																		
	138124	1255433353																		




Table IV - Statement showing shareholding pattern of the Non Promoter - Non Public Shareholder

Category	Category & Name of the Shareholder	PAN	No of Shareholders	No of fully paid up equity shares held	No of Partly paid-up equity shares held	No of Shares Underlying Depository Receipts	Total No of Shares Held (IV+V+VI)	Shareholding as a % of total no of shares (A+B+C2)	Number of Voting Rights held in each class of securities			No of Shares Underlying convertible securities (including Warrants)	Shareholding as a % assuming full conversion of convertible Securities (as a percentage of diluted share capital)	Number of Locked in Shares		Number of Shares pledged or encumbered	Number of Shares otherwise held in dematerialized form
									Class X	Class Y	Total			No.	As a % of total Shares held		
(1)	Custodian/DR Holder		(ii)	(iii)	(iv)	(v)	(vi)	(vii)	(viii)	(ix)	(x)	(xi)	(xii)	(xiii)	(xiv)		
				0	0	0	0	0	0	0	0	0	0	0	0	0	0
(2)	Employee Benefit Trust (under SEBI(Share based Employee Benefit) Regulations 2014)			0	0	0	0	0	0	0	0	0	0	0	0	0	0
	Total Non-Promoter-Non Public Shareholding (C) = (C)(1)+(C)(2)			0	0	0	0	0	0	0	0	0	0	0	0	0	0

Handwritten signature or initials.

